

Stage 1

Round Count : 10 Rifle, 10 Pistols, 4 + Shotgun

Staging: Pistols holstered, Shotgun on the table, Rifle at Port Arms

Starting Position: Start Position in front of Rifle Targets, Rifle at Port Arms

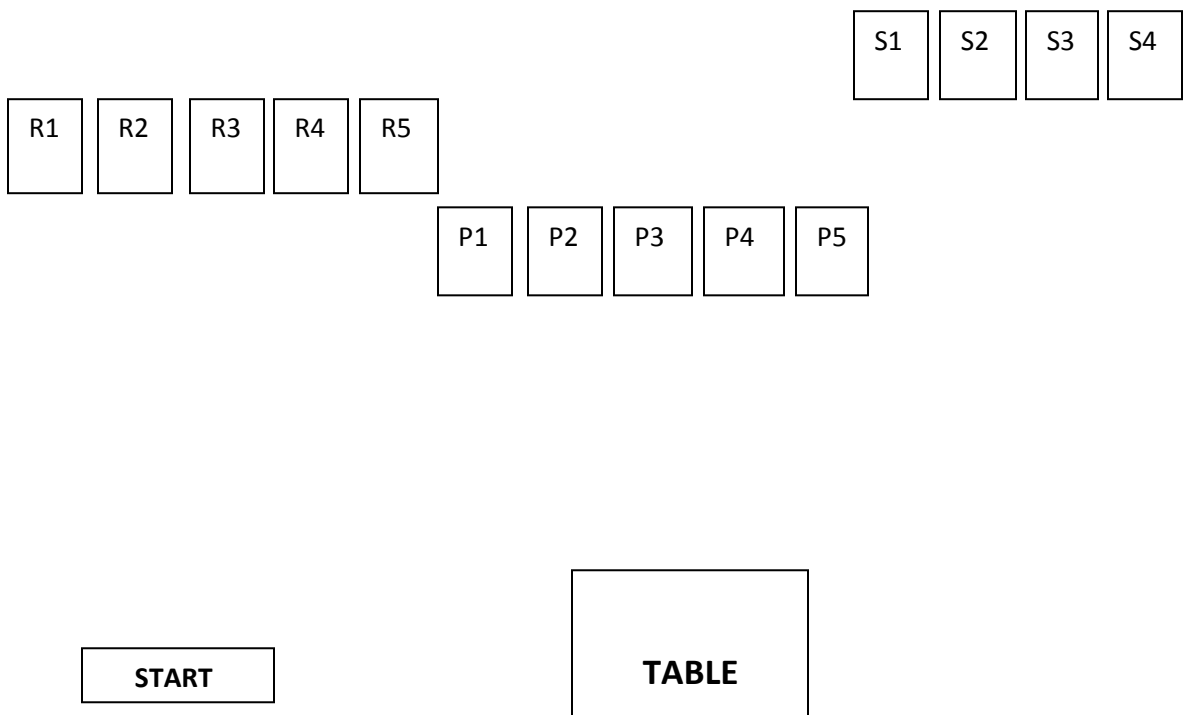
Line : “Merry Christmas”

Procedure: ATB Sweep the Rifle Targets twice from the Left to Right.

Move to the Table and place the Rifle on the Table, with your Pistols sweep the Pistol Targets twice from Left to Right.

Retrieve your shotgun and engage the Targets until down.

.



Stage 2

Round Count : 10 Rifle, 10 Pistols, 4 + Shotgun

Staging: Pistols holstered, Shotgun on the table, Rifle on the Table

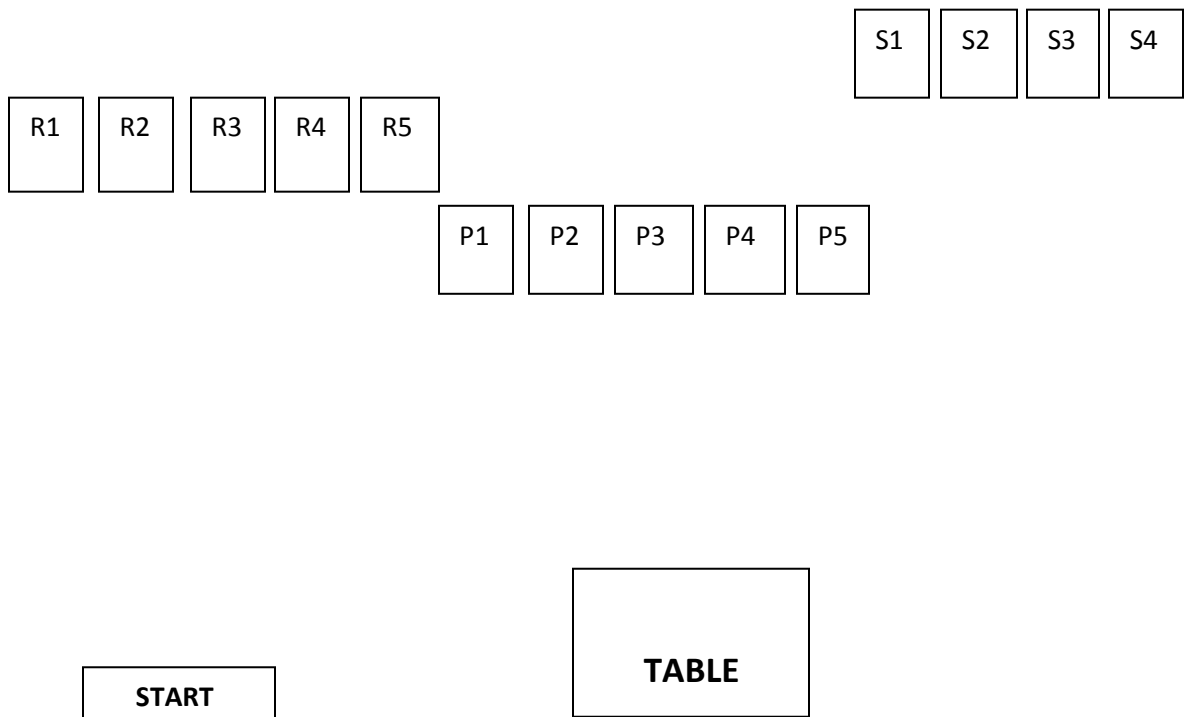
Starting Position: Start Position behind the Table

Line : "Merry Christmas"

Procedure: ATB Retrieve your shotgun and engage the Targets until down.

Use your Pistols and engage each Target with at least one round.

Retrieve your Rifle and move to the Rifle position and engage each Target with at least one round.



Stage 3

Round Count : 10 Rifle, 10 Pistols, 4 + Shotgun

Staging: Pistols holstered, Shotgun on the right table, Rifle on the left table

Starting Position: In front of the Pistol Targets

Line : “Merry Christmas”

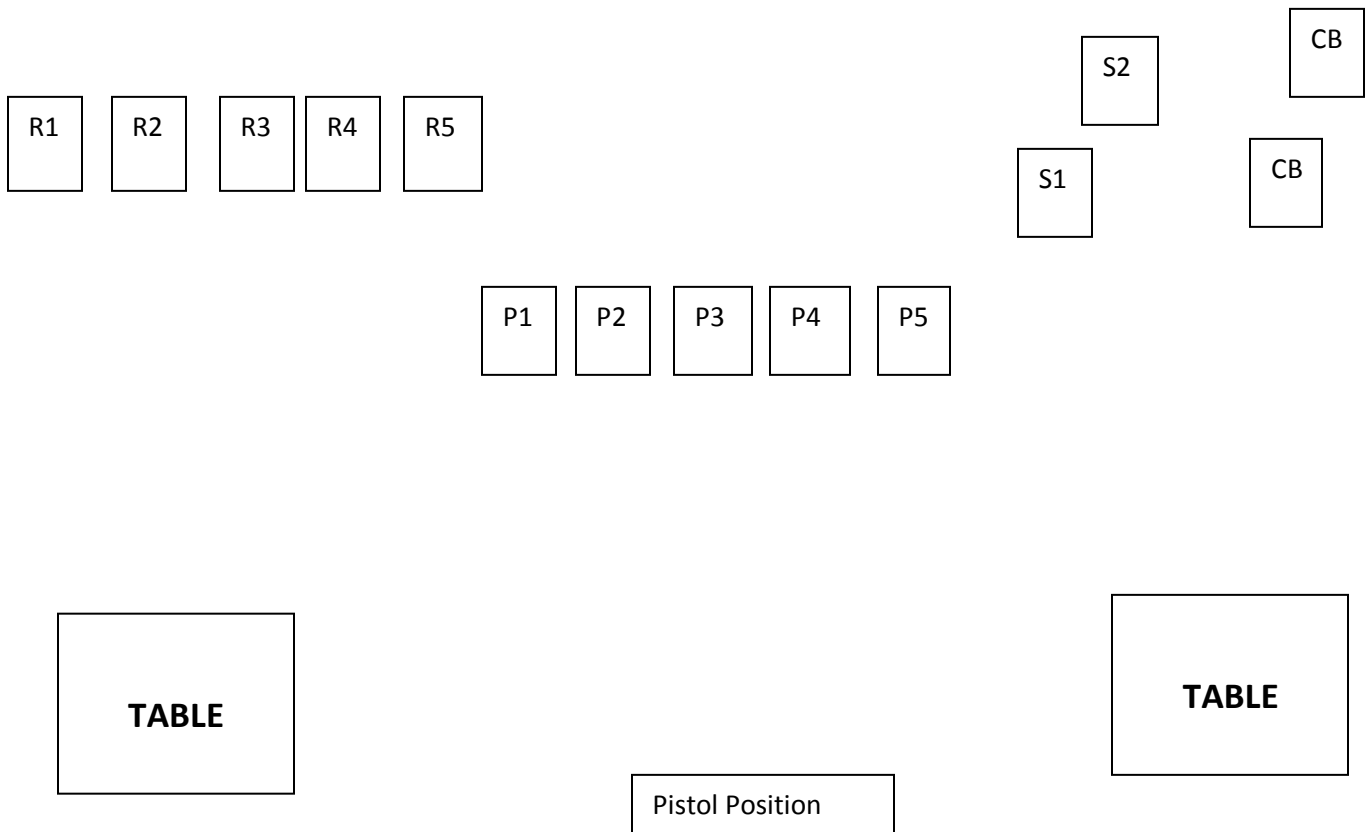
Procedure: ATB Use your 1st Pistol and Sweep the Targets.

Move to the shotgun Table and engage the 2 Clay Targets. Make the shotgun safe on the table.

Move to the Left Table and retrieve your Rifle and engage the targets with 2 sweeps from either direction. Second Sweep must from the same direction as the first sweep.

Move back to the Pistol Targets and with the 2nd Pistol engage the Targets with a Sweep.

Move to the Right Table and retrieve the Shotgun and engage the remaining Targets until down



Stage 4

Round Count : 10 Rifle, 10 Pistols, 4 + Shotgun

Staging: Pistols holstered, Shotgun on the right table, Rifle on the left table

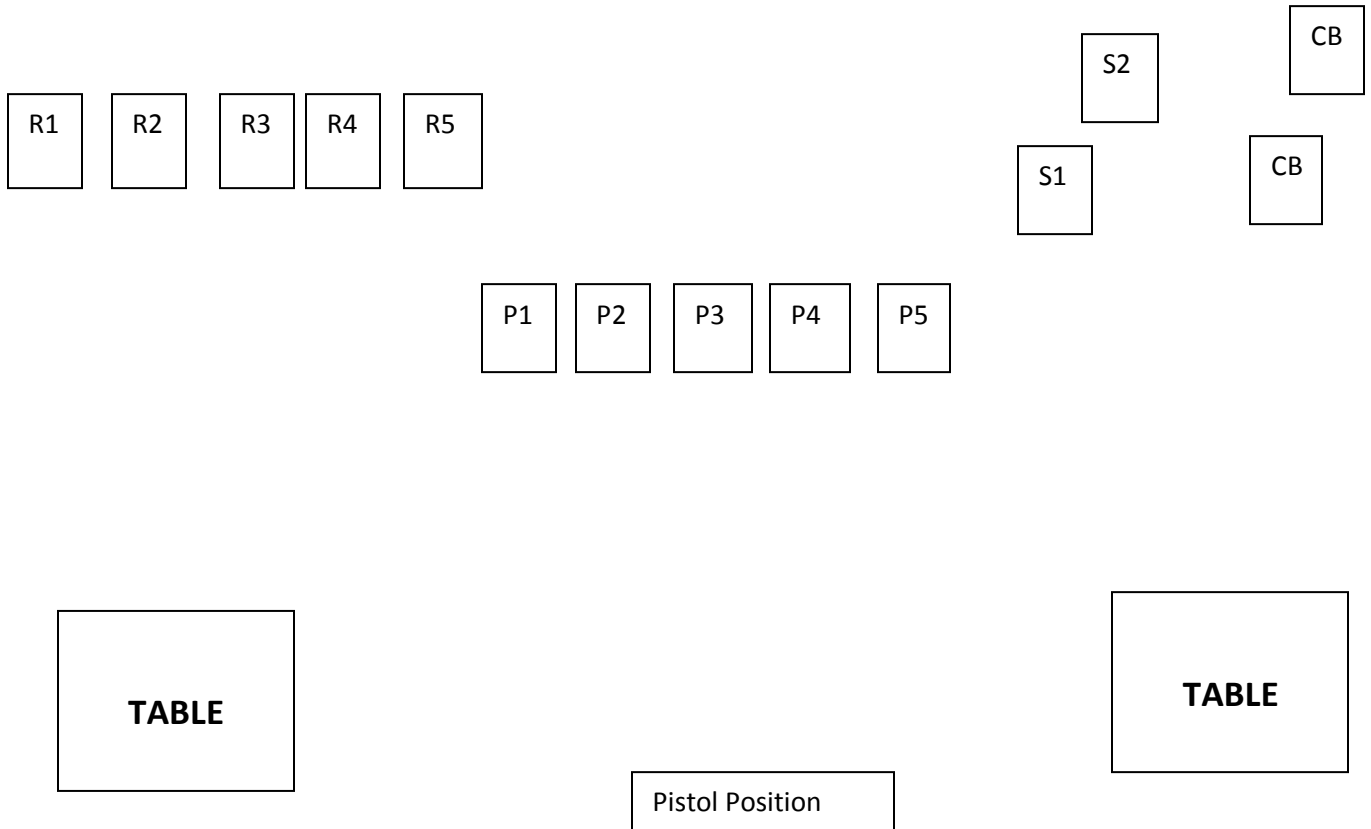
Starting Position: Behind the Left Table

Line : "Merry Christmas"

Procedure: ATB Use your Rifle and engage the Targets with a Double Tap Sweep

Move to the Pistol Position, engage the Targets with a Double Tap Sweep

Move to the Right Table and retrieve your shotgun and engage the 2 Clay Targets, then engage the remaining Shotgun Targets.



Stage 5

Round Count : 10 Rifle, 10 Pistols, 4 + Shotgun

Staging: Pistols holstered, Shotgun on the table, Rifle on the table

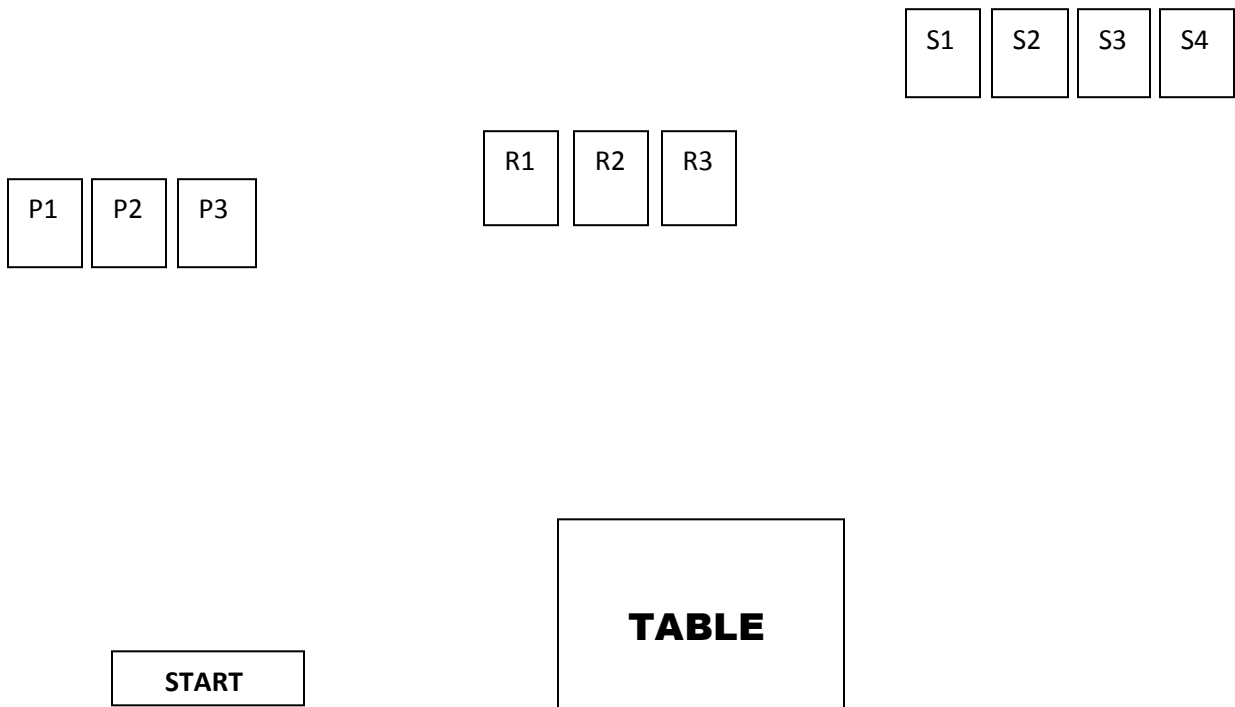
Starting Position: At the Pistol Targets

Line : With both hands the brim of your Hat, "Merry Christmas"

Procedure: ATB Use your Pistols and engage the Targets in 2, 1, 2 Sweep and repeat.

Move to table and with your Rifle engage the Targets in 2, 1, 2 Sweep and repeat.

Retrieve the shot gun and engage the four Shotgun Targets in any order.



Stage 6

Round Count : 10 Rifle, 10 Pistols, 4 + Shotgun

Staging: Pistols holstered, Shotgun on the table, Rifle on the left table

Starting Position: Position of your Choice

Line : "Merry Christmas"

Procedure: ATB Start with the Weapon of your choice, Rifle cannot be last.

Use your Rifle and engage the Targets with a 4,2,4 Sweep

Pistol Position, engage the Targets with a 4,2,4 Sweep

Shot Gun ,engage the Shot gun Targets until down in any order.

