

See It Before You Build It!

KDK
DESIGN



NOTE: These plans are intended for the use of a licensed contractor. It is the responsibility of the contractor to verify compliance with all local building codes. Homeowner/contractor to verify dimensions, proposed layout and building materials to be used prior to proceeding with construction.

DATE:	DATE: JAN. 1, 2018	REV: 1
TOTAL LIVING AREA SQ. FT.:	DRAWN BY: KDK DESIGN, INC.	
DESC: STOCK PLANS		
PROJECT:		

Colonial Home Plans

BOOK 1

www.kdkdesignstore.biz

This catalog contains specification sheets to help determine the plan that fits your needs. Upon purchasing a stock plan, you will receive a complete set of construction documents which consist of 11x17 drawings of the foundation plan, floor layouts, window callouts, elevations, cross sections and framing plans. Documentation per MA building codes.



MEASURE

The first step is to measure and verify the dimensions, set-backs and building requirements of the lot.

As local codes may vary or change periodically, it is advised that you have a licensed contractor verify compliance with local codes.



ORDER PLAN

To order plans or for more info go to:
www.kdkdesignstore.biz

If you find a plan that is close but not exactly what you need, contact us at 978-375-2890 or by email at info@kdkdesign.biz to discuss modifications and additional pricing.

TABLE OF CONTENTS

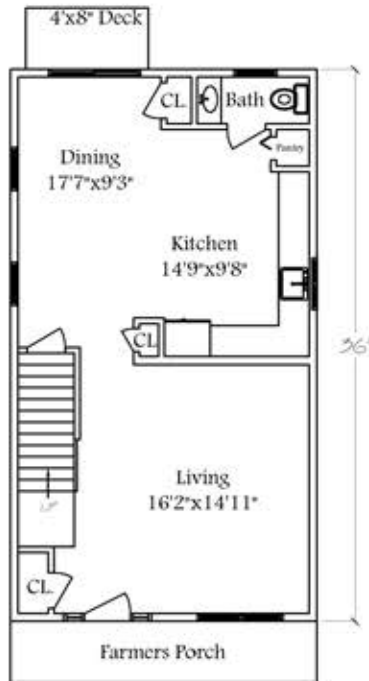
<u>Plan Number</u>	<u>Sq. Ft.</u>	<u>Pages</u>	<u>Plan Number</u>	<u>Sq. Ft.</u>	<u>Pages</u>	<u>Plan Number</u>	<u>Sq. Ft.</u>	<u>Pages</u>
COL20X36B0NG3A	1450	2-3	COL28X40B1GF4A	2298	68-69	COL30X50B2GF4A	2800	134-135
COL25X30B0NG3A	1500	4-5	COL28X40B2UL4C	2298	70-71	COL28X38F2GF4E	2812	136-137
COL28X30B1UR3A	1596	6-7	COL28X40B2UR4E	2298	72-73	COL28X38M2GF4A	2839	138-139
COL24X36B0NG3A	1608	8-9	COL28X40B2UL4B	2304	74-75	COL28X40F2UR4I	2872	140-141
COL30X30B0NG3A	1726	10-11	COL28X44M2UR4A	2318	76-77	COL29X40F2GF3A	2882	142-143
COL25X34B2UL3A	1730	12-13	COL37X51F2GF4A	2366	78-79	COL28X40F2UL4H	2884	144-145
COL26X36B1UF3A	1920	14-15	COL28X40B2UR4D	2404	80-81	COL28X40B2GF4C	2888	146-147
COL26X36B0NG3A	1924	16-17	COL28X40F3UL4B	2483	82-83	COL28X40M2UL4A	2917	148-149
COL30X30B0NG3C	2000	18-19	COL28X40F3UL4D	2515	84-85	COL28X40F2UL4F	2966	150-151
COL30X30B1GF3A	2000	20-21	COL28X49B1GF4A	2537	86-87	COL29X43B2UF3A	2973	152-153
COL26X38B2UR4A	2051	22-23	COL28X38F2UL4B	2550	88-89	COL30X52M2GF4A	3033	154-155
COL25X42B2UL3A	2100	24-25	COL32X40B2UR3A	2560	90-91	COL30X40F2UR4B	3057	156-157
COL26X38B1GF4A	2128	26-27	COL32X46B2GF4A	2563	92-93	COL28X40F3UR4A	3132	158-159
COL28X38B1UF3A	2128	28-29	COL28X38F2UR4D	2570	94-95	COL28X38F2GF4G	3100	160-161
COL26X40B2UR4D	2128	30-31	COL28X38F2UF4A	2570	96-97	COL28X40F2UR4G	3133	162-163
COL26X40B2UR4B	2136	32-33	COL28X38F2UL4A	2572	98-99	COL28X56F2UL4A	3151	164-165
COL28X38B2UL3B	2176	34-35	COL28X38F2UR4G	2584	100-101	COL28X40F2UL4J	3151	166-167
COL28X38B2UL3C	2182	36-37	COL28X38F2UL4E	2586	102-103	COL32X38B2GF4A	3180	168-169
COL28X38B2UR4A	2188	38-39	COL26X38F2UF4A	2610	104-105	COL28X38F2UL4F	3224	170-171
COL28X38B2UR4B	2188	40-41	COL30X40F3UR3A	2623	106-107	COL30X40M2GF5A	3275	172-173
COL28X38B2UL4C	2192	42-43	COL28X40B2GR4A	2656	108-109	COL32X38F2UL4A	3278	174-175
COL28X41B2UF4A	2223	44-45	COL28X40F2UL4B	2656	110-111	COL28X40F3UL3A	3278	176-177
COL28X40B2UR3B	2240	46-47	COL28X40F2UL4D	2682	112-113	COL30X46F3UL4A	3348	178-179
COL28X40B2UL3A	2240	48-49	COL30X36F1GF3A	2692	114-115	COL44X42M2GF4A	3374	180-181
COL28X40B2GF4A	2240	50-51	COL28X40F2UR4C	2698	116-117	COL46X46M2GF4A	3377	182-183
COL26X40B2UR4C	2244	52-53	COL28X40F2UL4E	2708	118-119	COL30X46F3UR4B	3409	184-185
COL26X40M2GF4A	2244	54-55	COL28X40F2UR4K	2709	120-121	COL30X38F2GF4A	3512	186-187
COL29X48B2GF4A	2260	56-57	COL28X38F2GF4C	2746	122-123	COL32X40F2GR4A	3619	188-189
COL28X40B2UR4F	2286	58-59	COL38X38B2GF4A	2746	124-125	COL32X42F2GF4C	3676	190-191
COL28X40B2UR4H	2288	60-61	COL28X38M2GF4C	2752	126-127	COL32X44F2GL4A	3830	192-193
COL29X40B2GF4A	2290	62-63	COL28X40F2UL4A	2772	128-129	COL30X42F3GR4A	3850	194-195
COL28X40B2UL4A	2296	64-65	COL28X38F2GF4B	2786	130-131	COL33X38F2GR5A	3878	196-197
COL28X40B2UR4G	2298	66-67	COL28X38F2UR4C	2786	132-133	COL36X40M3UR6A	4491	198-199



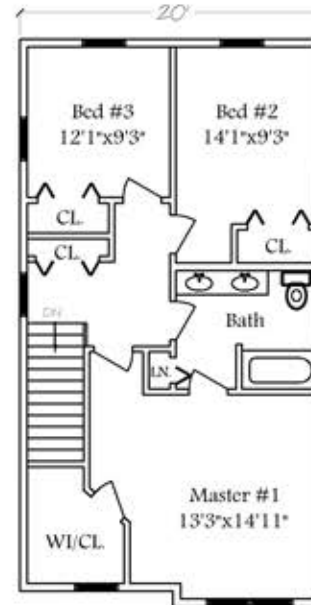
Front Elevation



Right Elevation



1st Floor Layout

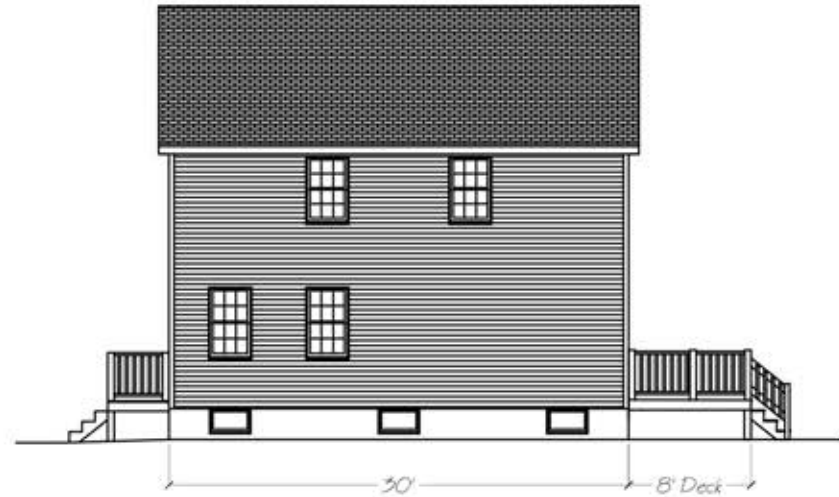


2nd Floor Layout

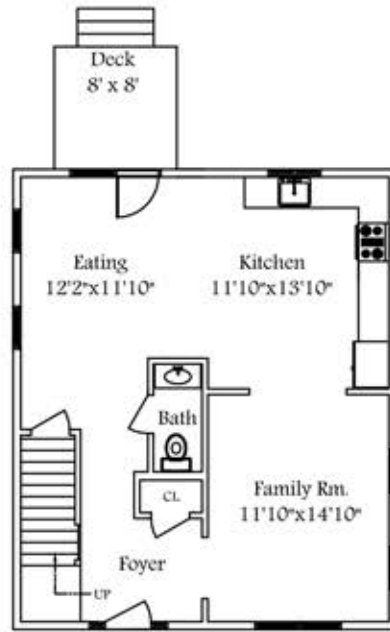
FEATURES	SQUARE FOOTAGE	CONSTRUCTION
Garage: None	Total Finished: 1450 Sq.Ft.	Foundation: Basement
Bedrooms: 3	1st Level Finished: 720 Sq.Ft.	Exterior Walls: 2x6
Number Full 1/2 3/4	2nd Level Finished: 730 Sq.Ft.	1st Floor Ceiling Height: 8'
of Baths: 1 1 0	Attic Access Type: Pulldown	2nd Floor Ceiling Height: 8'



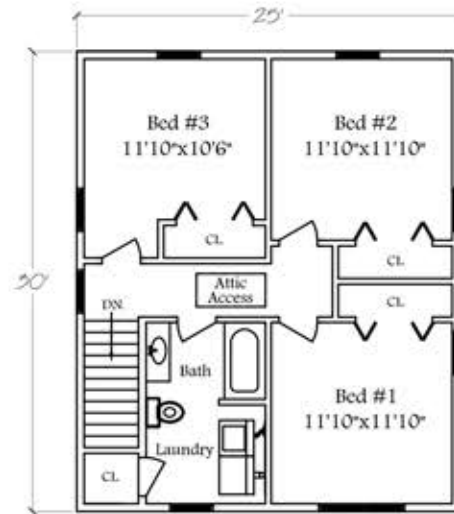
Front Elevation



Right Elevation



1st Floor Layout



2nd Floor Layout

FEATURES	SQUARE FOOTAGE	CONSTRUCTION						
Garage: 0	Total Finished: 1500 Sq.Ft.	Foundation: Basement						
Bedrooms: 3	1st Level Finished: 750 Sq.Ft.	Exterior Walls: 2x6						
Number of Baths: <table border="1" style="display: inline-table; vertical-align: middle;"><tr><td>Full</td><td>1/2</td><td>3/4</td></tr><tr><td>1</td><td>1</td><td>0</td></tr></table>	Full	1/2	3/4	1	1	0	2nd Level Finished: 750 Sq.Ft.	1st Floor Ceiling Height: 7'6"
Full	1/2	3/4						
1	1	0						
	Attic Access Type: Pulldown	2nd Floor Ceiling Height: 7'6"						



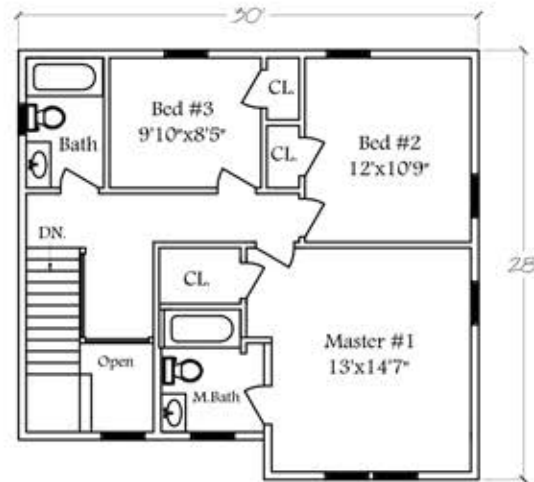
Front Elevation



Right Elevation



1st Floor Layout



2nd Floor Layout

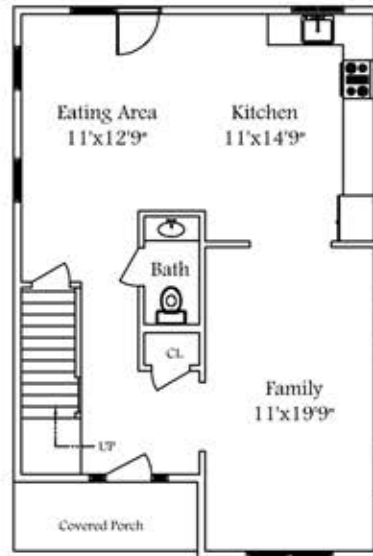
FEATURES	SQUARE FOOTAGE	CONSTRUCTION
Garage: 1 car under	Total Finished: 1596 Sq.Ft.	Foundation: Basement
Bedrooms: 3	1st Level Finished: 798 Sq.Ft.	Exterior Walls: 2x6
Number Full 1/2 3/4	2nd Level Finished: 798 Sq.Ft.	1st Floor Ceiling Height: 8'
of Baths: 2 1 0	Attic Access Type: Pulldown	2nd Floor Ceiling Height: 8'



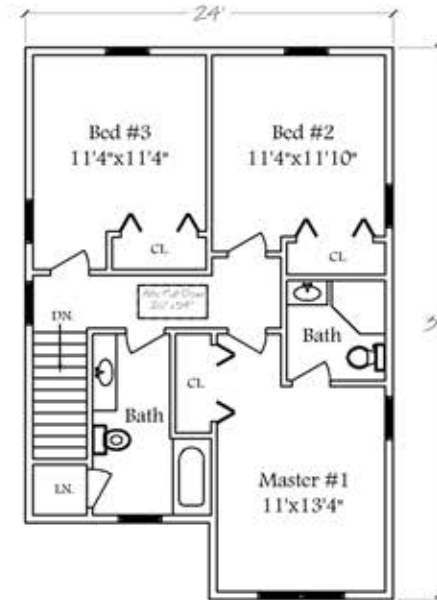
Left Elevation



Front Elevation



1st Floor Layout



2nd Floor Layout

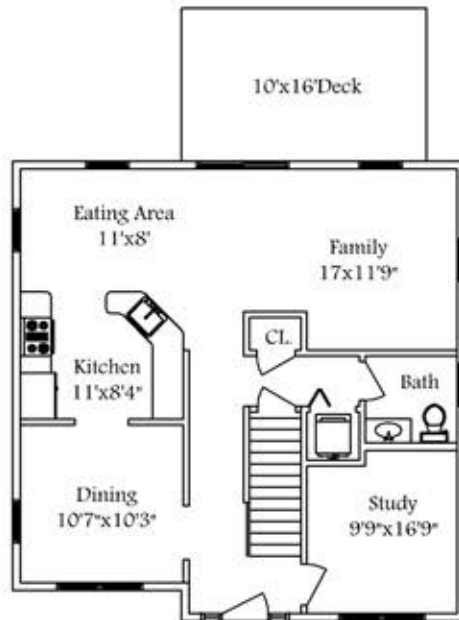
FEATURES	SQUARE FOOTAGE	CONSTRUCTION						
Garage: None	Total Finished: 1608 Sq.Ft.	Foundation: Basement						
Bedrooms: 3	1st Level Finished: 804 Sq.Ft.	Exterior Walls: 2x6						
Number of Baths: <table border="1" style="display: inline-table; vertical-align: middle;"><tr><td>Full</td><td>1/2</td><td>3/4</td></tr><tr><td>1</td><td>1</td><td>1</td></tr></table>	Full	1/2	3/4	1	1	1	2nd Level Finished: 804 Sq.Ft.	1st Floor Ceiling Height: 7'6"
Full	1/2	3/4						
1	1	1						
	Attic Access Type: Pulldown	2nd Floor Ceiling Height: 7'6"						



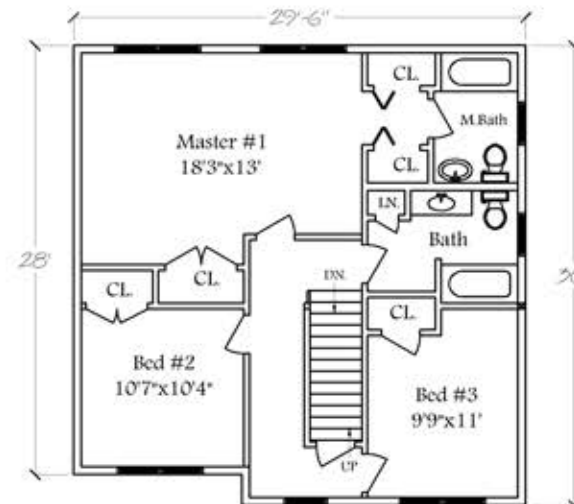
Front Elevation



Right Elevation



1st Floor Layout



2nd Floor Layout

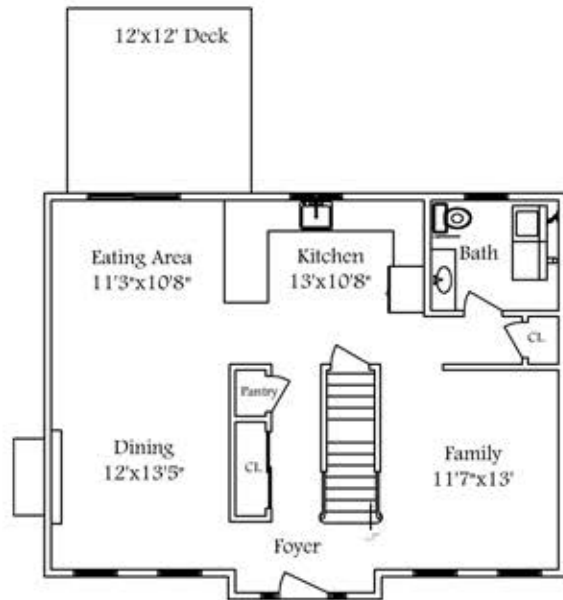
FEATURES	SQUARE FOOTAGE	CONSTRUCTION
Garage: No Garage	Total Finished: 1726 Sq.Ft.	Foundation: Basement
Bedrooms: 3	1st Level Finished: 863 Sq.Ft.	Exterior Walls: 2x6
Number Full 1/2 3/4	2nd Level Finished: 863 Sq.Ft.	1st Floor Ceiling Height: 8'
of Baths: 2 1 0	Attic Access Type: Walk up	2nd Floor Ceiling Height: 8'



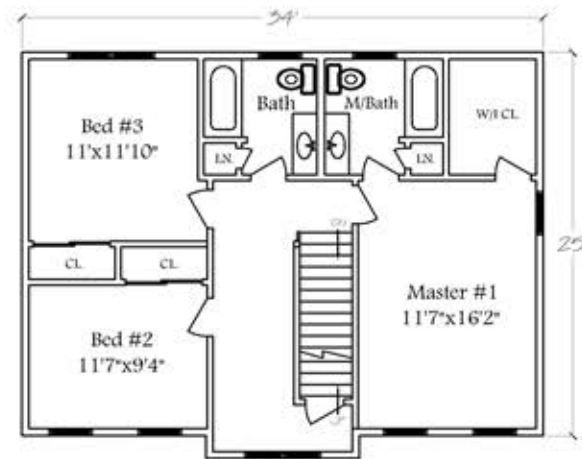
Left Elevation



Front Elevation



1st Floor Layout



2nd Floor Layout

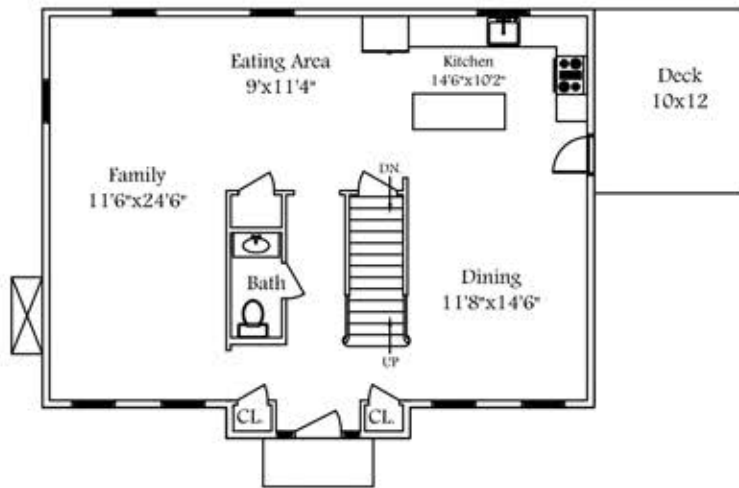
FEATURES	SQUARE FOOTAGE	CONSTRUCTION
Garage: 2 car under	Total Finished: 1730 Sq.Ft.	Foundation: Basement
Bedrooms: 3	1st Level Finished: 865 Sq.Ft.	Exterior Walls: 2x6
Number of Baths: Full 1/2 3/4	2nd Level Finished: 865 Sq.Ft.	1st Floor Ceiling Height: 8'
2 1 0	Attic Access Type: Walk up	2nd Floor Ceiling Height: 7'6"



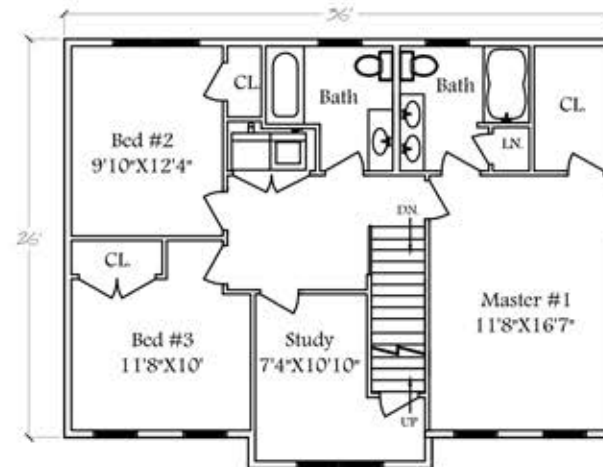
Front Elevation



Right Elevation



1st Floor Layout



2nd Floor Layout

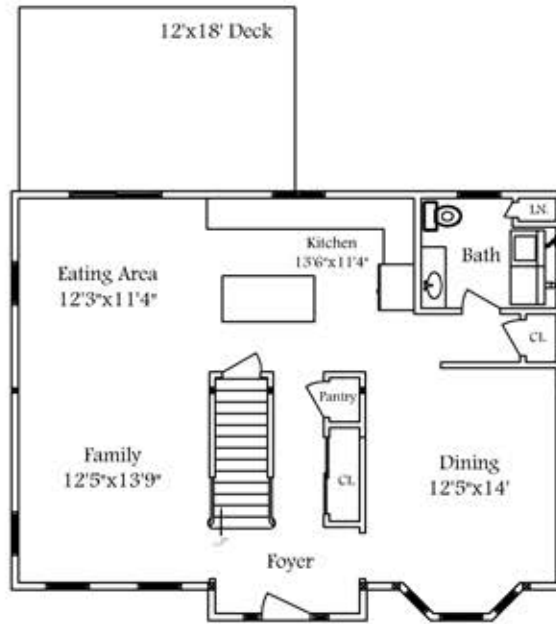
FEATURES	SQUARE FOOTAGE	CONSTRUCTION
Garage: 1 car under	Total Finished: 1920 Sq.Ft.	Foundation: Basement
Bedrooms: 3	1st Level Finished: 960 Sq.Ft.	Exterior Walls: 2x6
Number Full 1/2 3/4	2nd Level Finished: 960 Sq.Ft.	1st Floor Ceiling Height: 8'
of Baths: 2 1 0	Attic Access Type: Walk up	2nd Floor Ceiling Height: 8'



Left Elevation



Front Elevation



1st Floor Layout



2nd Floor Layout

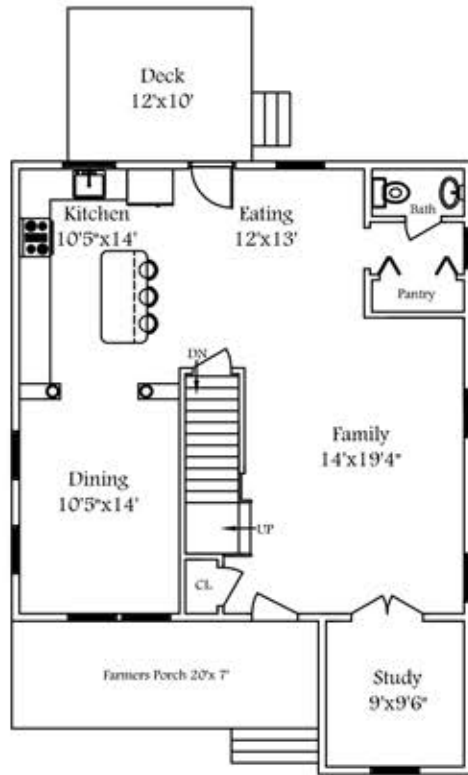
FEATURES	SQUARE FOOTAGE	CONSTRUCTION
Garage: None	Total Finished: 1924 Sq.Ft.	Foundation: Basement
Bedrooms: 3	1st Level Finished: 968 Sq.Ft.	Exterior Walls: 2x6
Number Full 1/2 3/4	2nd Level Finished: 956 Sq.Ft.	1st Floor Ceiling Height: 8'
of Baths: 2 1 0	Attic Access Type: Walk up	2nd Floor Ceiling Height: 8'



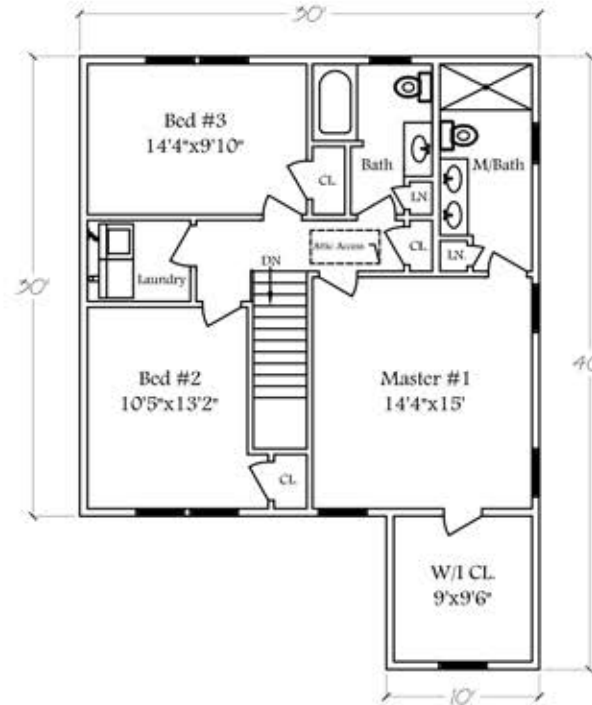
Left Elevation



Front Elevation



1st Floor Layout



2nd Floor Layout

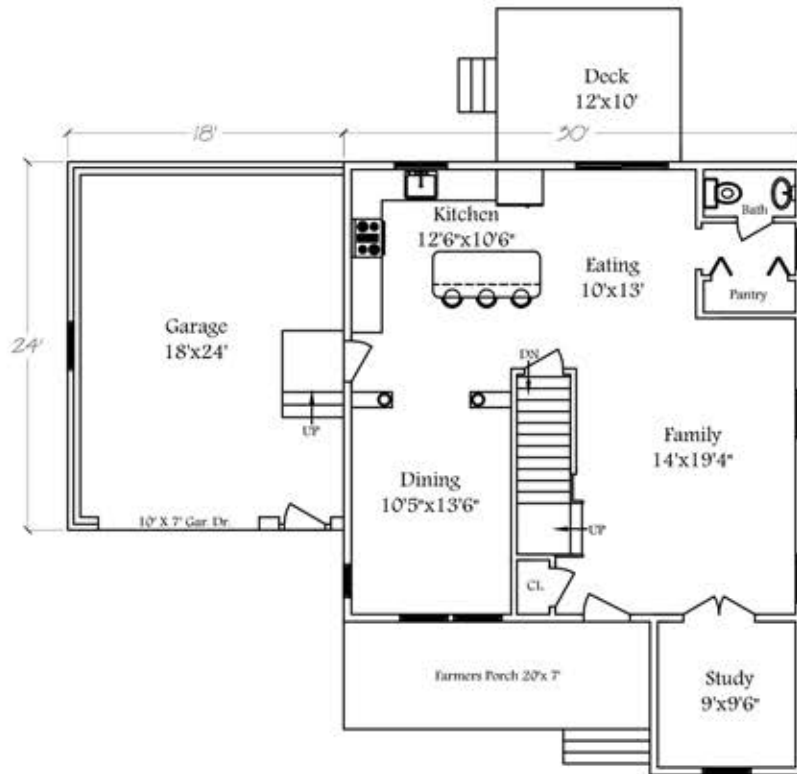
FEATURES	SQUARE FOOTAGE	CONSTRUCTION
Garage: None	Total Finished: 2000 Sq.Ft.	Foundation: Basement
Bedrooms: 3	1st Level Finished: 1000 Sq.Ft.	Exterior Walls: 2x6
Number of Baths: Full 1, 1/2 1, 3/4 1	2nd Level Finished: 1000 Sq.Ft.	1st Floor Ceiling Height: 8'
	Attic Access Type: Pull Down Stairs	2nd Floor Ceiling Height: 8'



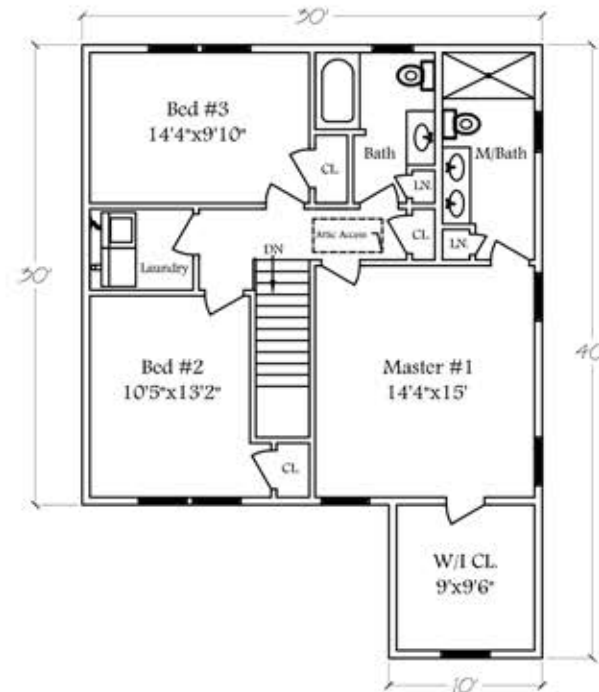
Left Elevation



Front Elevation



1st Floor Layout



2nd Floor Layout

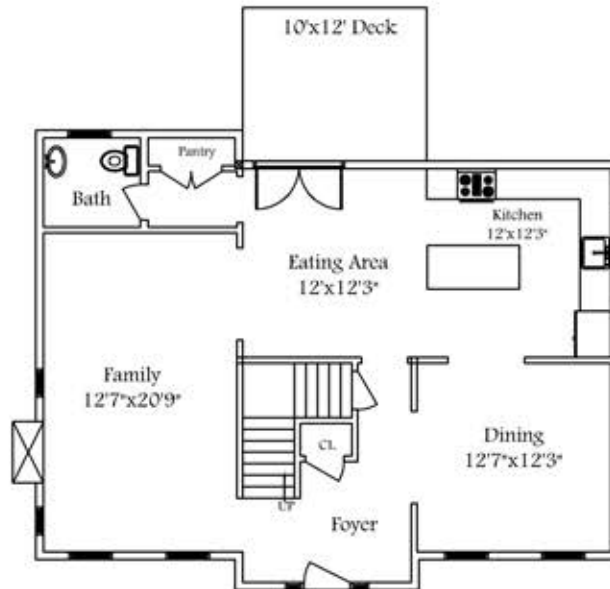
FEATURES	SQUARE FOOTAGE	CONSTRUCTION
Garage: 1 Car	Total Finished: 2000 Sq.Ft.	Foundation: Basement
Bedrooms: 3	1st Level Finished: 1000 Sq.Ft.	Exterior Walls: 2x6
Number of Baths: Full 1/2 3/4	2nd Level Finished: 1000 Sq.Ft.	1st Floor Ceiling Height: 8'
1 1 1	Attic Access Type: Pull Down	2nd Floor Ceiling Height: 8'



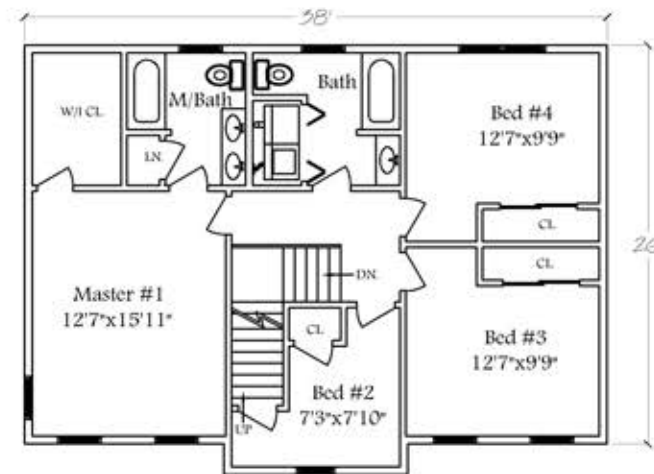
Front Elevation



Right Elevation



1st Floor Layout

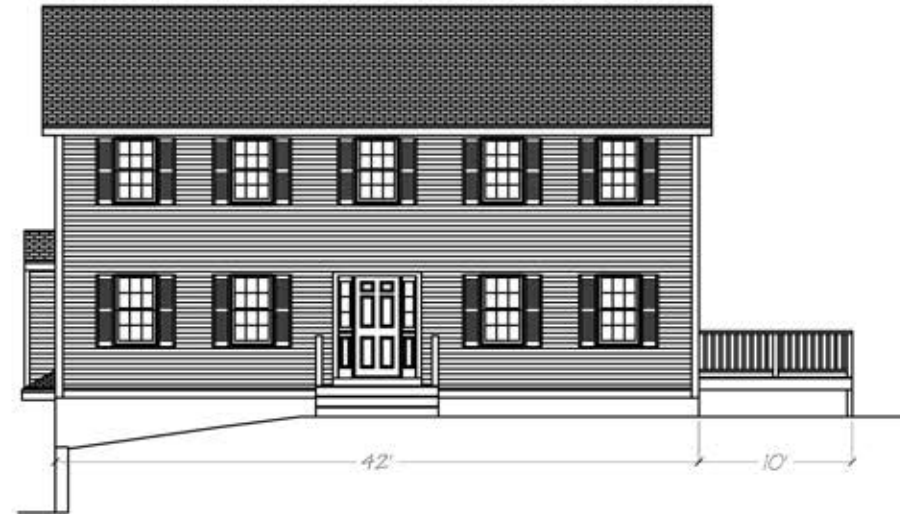


2nd Floor Layout

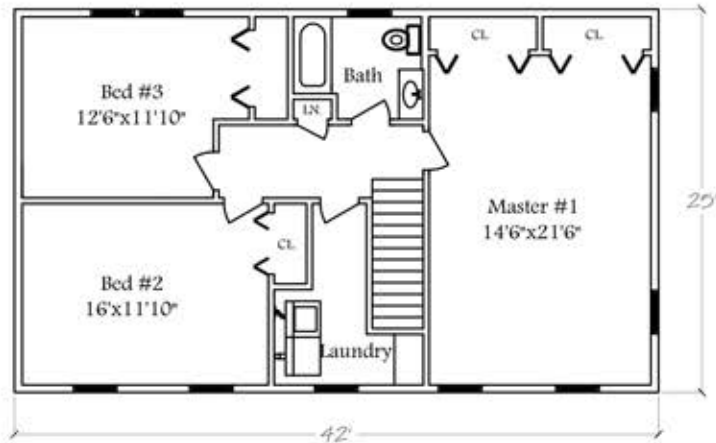
FEATURES	SQUARE FOOTAGE	CONSTRUCTION
Garage: 2 car under	Total Finished: 2051 Sq.Ft.	Foundation: Basement
Bedrooms: 4	1st Level Finished: 1039 Sq.Ft.	Exterior Walls: 2x6
Number Full 1/2 3/4	2nd Level Finished: 1012 Sq.Ft.	1st Floor Ceiling Height: 8'
of Baths: 2 1 0	Attic Access Type: Walk up	2nd Floor Ceiling Height: 8'



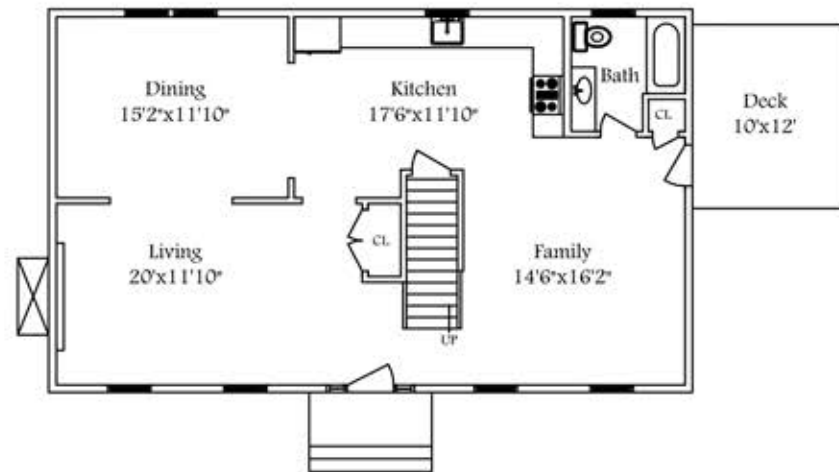
Left Elevation



Front Elevation



2nd Floor Layout



1st Floor Layout

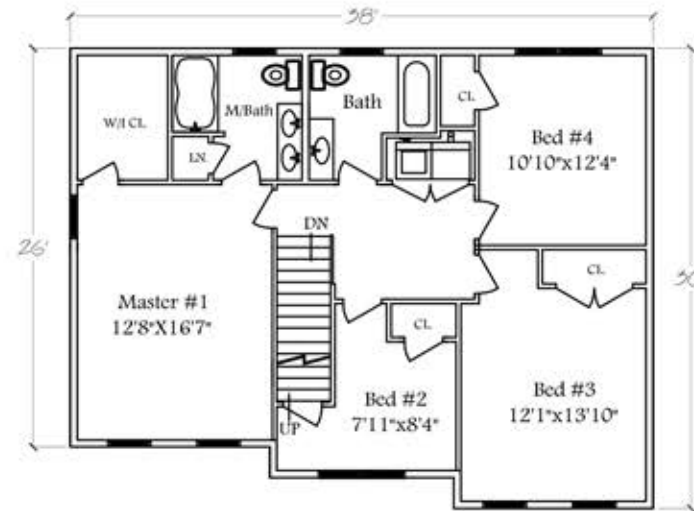
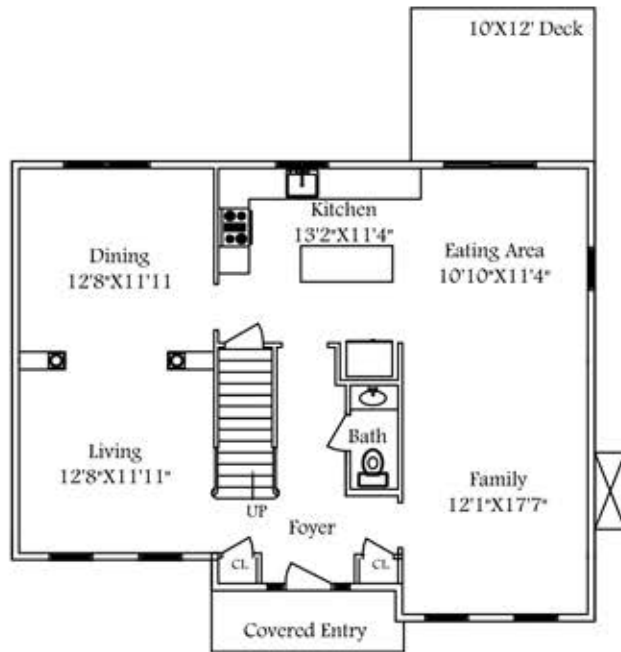
FEATURES	SQUARE FOOTAGE	CONSTRUCTION						
Garage: 2 car under	Total Finished: 2100 Sq.Ft.	Foundation: Basement						
Bedrooms: 3	1st Level Finished: 1050 Sq.Ft.	Exterior Walls: 2x6						
Number of Baths: <table border="1" style="display: inline-table; vertical-align: middle;"><tr><td>Full</td><td>1/2</td><td>3/4</td></tr><tr><td>2</td><td>0</td><td>0</td></tr></table>	Full	1/2	3/4	2	0	0	2nd Level Finished: 1050 Sq.Ft.	1st Floor Ceiling Height: 8'
Full	1/2	3/4						
2	0	0						
	Attic Access Type: Pulldown	2nd Floor Ceiling Height: 7'6"						



Left Elevation



Front Elevation



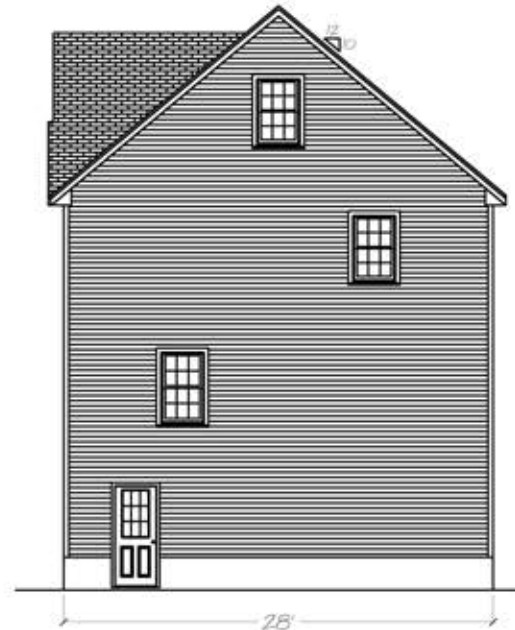
1st Floor Layout

2nd Floor Layout

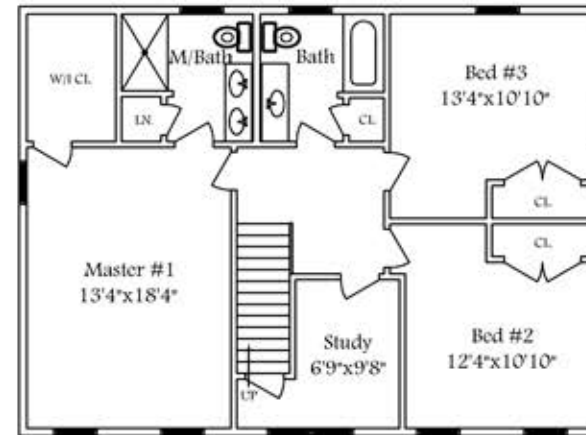
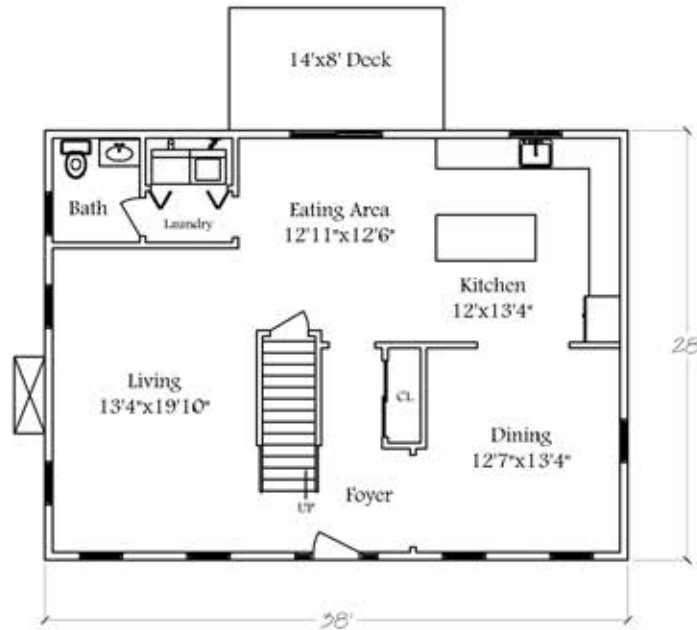
FEATURES	SQUARE FOOTAGE	CONSTRUCTION
Garage: 1 car	Total Finished: 2128 Sq.Ft.	Foundation: Basement
Bedrooms: 4	1st Level Finished: 1064 Sq.Ft.	Exterior Walls: 2x6
Number Full 1/2 3/4	2nd Level Finished: 1064 Sq.Ft.	1st Floor Ceiling Height: 8'
of Baths: 2 1 0	Attic Access Type: Walk up	2nd Floor Ceiling Height: 8'



Front Elevation



Right Elevation



1st Floor Layout

2nd Floor Layout

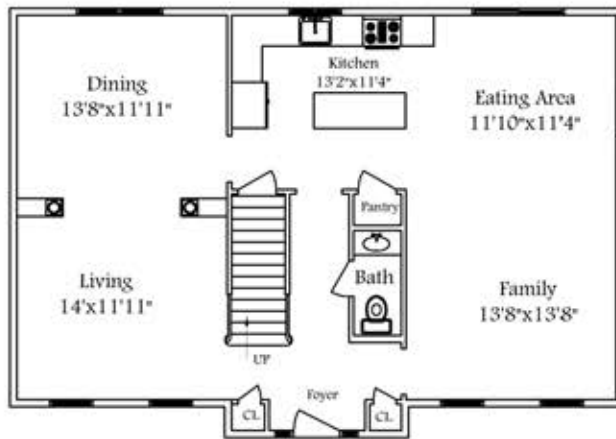
FEATURES	SQUARE FOOTAGE	CONSTRUCTION
Garage: 1 car under	Total Finished: 2128 Sq.Ft.	Foundation: Basement
Bedrooms: 3	1st Level Finished: 1064 Sq.Ft.	Exterior Walls: 2x6
Number Full 1/2 3/4	2nd Level Finished: 1064 Sq.Ft.	1st Floor Ceiling Height: 8'
of Baths: 1 1 1	Attic Access Type: Walk up	2nd Floor Ceiling Height: 8'



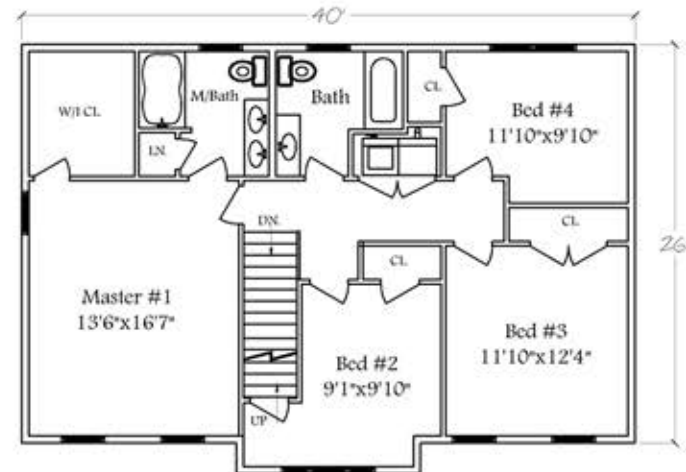
Front Elevation



Right Elevation



1st Floor Layout



2nd Floor Layout

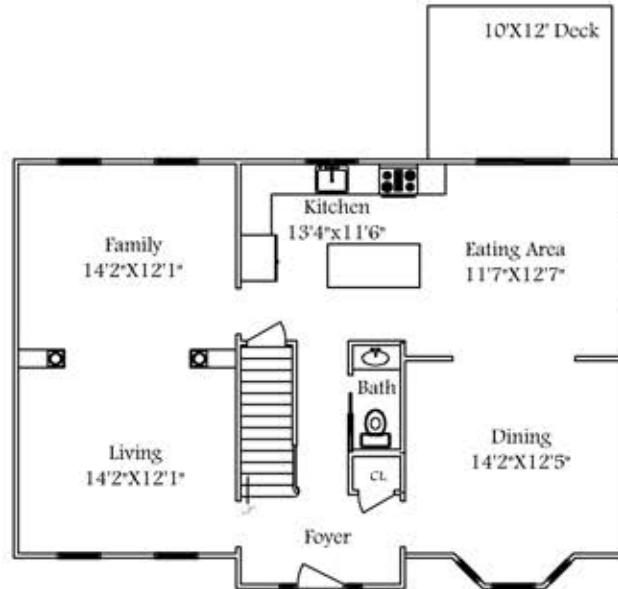
FEATURES	SQUARE FOOTAGE	CONSTRUCTION
Garage: 2 car under	Total Finished: 2128 Sq.Ft.	Foundation: Basement
Bedrooms: 4	1st Level Finished: 1064 Sq.Ft.	Exterior Walls: 2x6
Number of Baths: Full 1/2 3/4	2nd Level Finished: 1064 Sq.Ft.	1st Floor Ceiling Height: 8'
2 1 0	Attic Access Type: Walk up	2nd Floor Ceiling Height: 8'



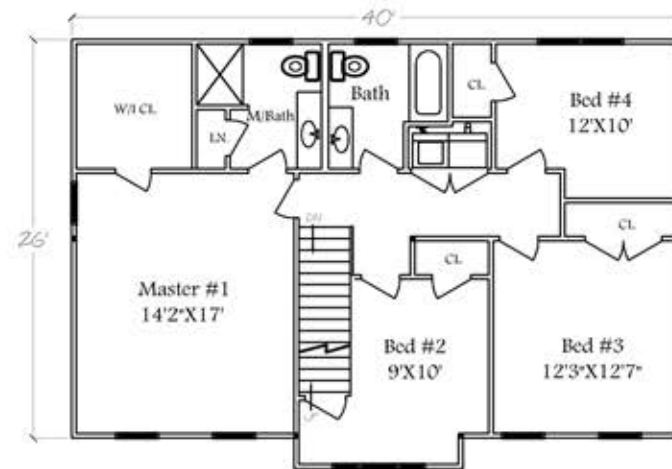
Front Elevation



Right Elevation



1st Floor Layout



2nd Floor Layout

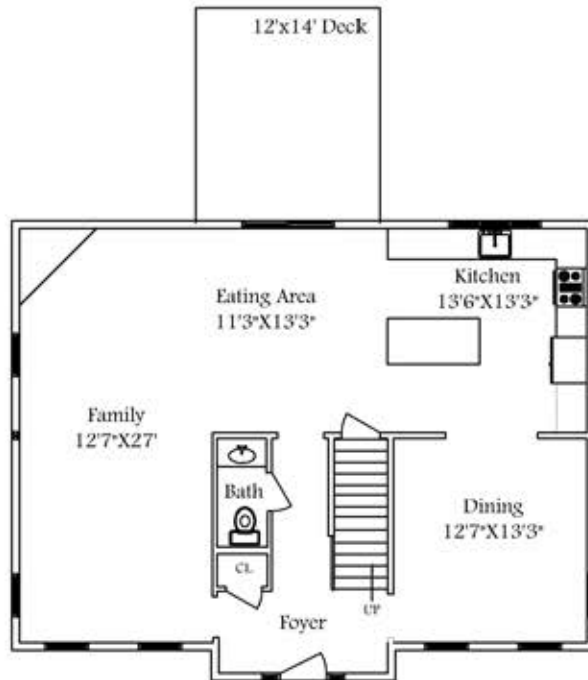
FEATURES	SQUARE FOOTAGE	CONSTRUCTION
Garage: 2 car under	Total Finished: 2136 Sq.Ft.	Foundation: Basement
Bedrooms: 4	1st Level Finished: 1074 Sq.Ft.	Exterior Walls: 2x6
Number of Baths: Full 1, 1/2 1, 3/4 1	2nd Level Finished: 1062 Sq.Ft.	1st Floor Ceiling Height: 8'
	Attic Access Type: Walk up	2nd Floor Ceiling Height: 8'



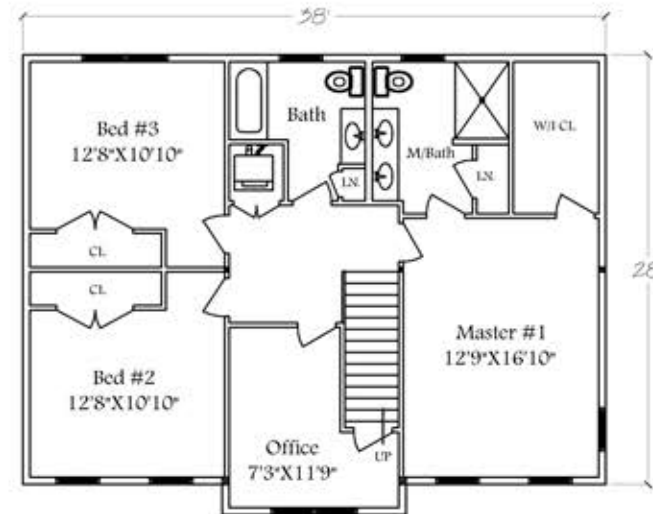
Left Elevation



Front Elevation



1st Floor Layout



2nd Floor Layout

FEATURES	SQUARE FOOTAGE	CONSTRUCTION
Garage: 2 car under	Total Finished: 2176 Sq.Ft.	Foundation: Basement
Bedrooms: 3	1st Level Finished: 1088 Sq.Ft.	Exterior Walls: 2x6
Number Full 1/2 3/4	2nd Level Finished: 1088 Sq.Ft.	1st Floor Ceiling Height: 8'
of Baths: 1 1 1	Attic Access Type: Walk up	2nd Floor Ceiling Height: 8'



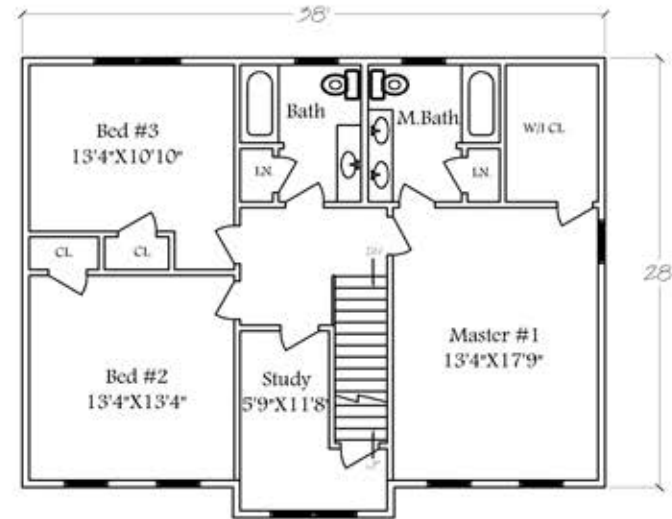
Left Elevation



Front Elevation



1st Floor Layout

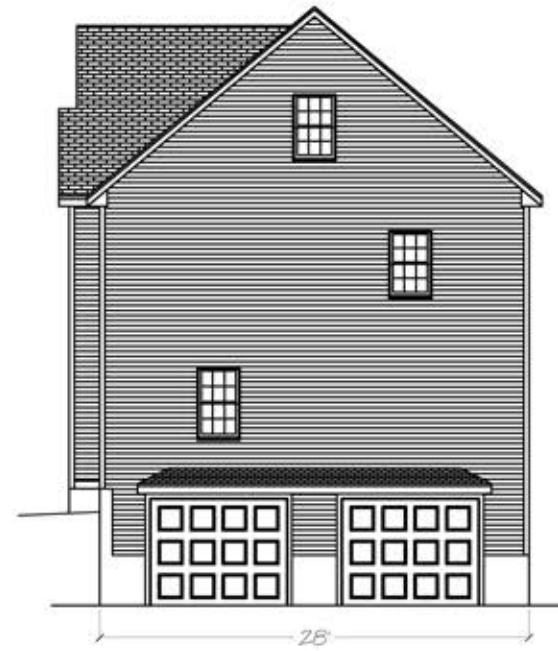


2nd Floor Layout

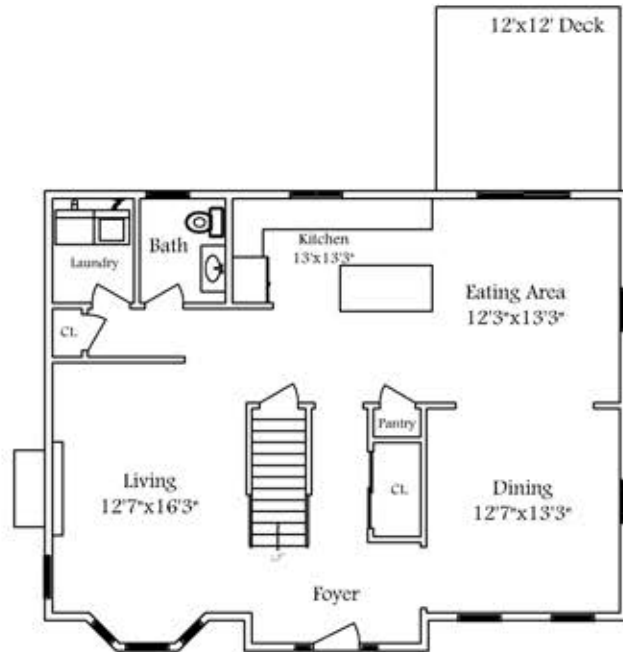
FEATURES	SQUARE FOOTAGE	CONSTRUCTION
Garage: 2 car under	Total Finished: 2182 Sq.Ft.	Foundation: Basement
Bedrooms: 3	1st Level Finished: 1097 Sq.Ft.	Exterior Walls: 2x6
Number Full 1/2 3/4	2nd Level Finished: 1085 Sq.Ft.	1st Floor Ceiling Height: 8'
of Baths: 2 1 0	Attic Access Type: Walk up	2nd Floor Ceiling Height: 8'



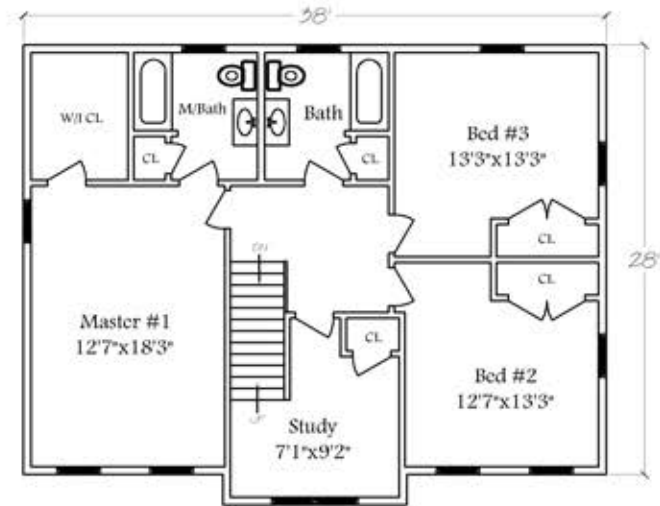
Front Elevation



Right Elevation



1st Floor Layout

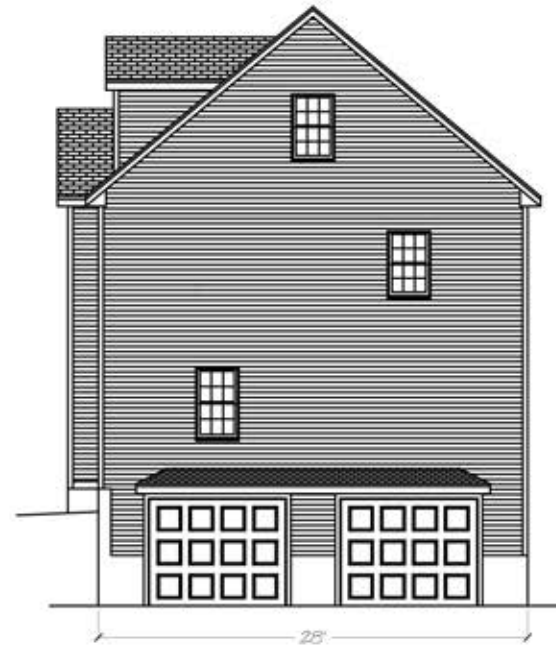


2nd Floor Layout

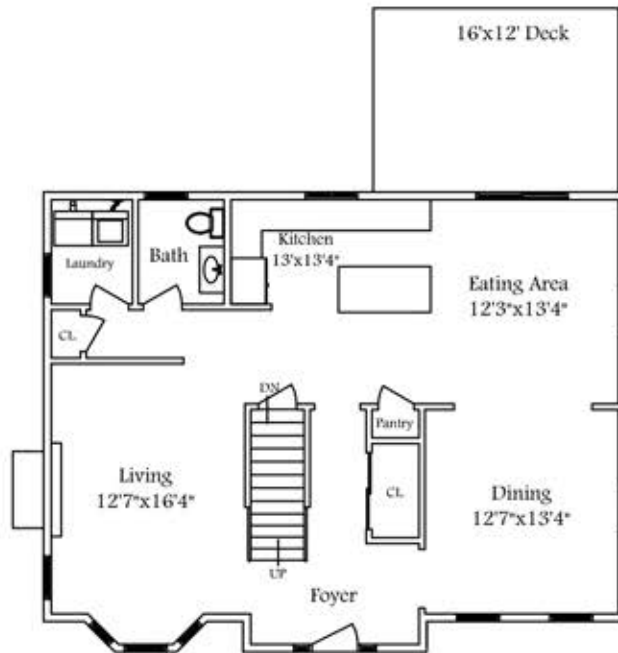
FEATURES	SQUARE FOOTAGE	CONSTRUCTION
Garage: 2 car under	Total Finished: 2188 Sq.Ft.	Foundation: Basement
Bedrooms: 3	1st Level Finished: 1100 Sq.Ft.	Exterior Walls: 2x6
Number Full 1/2 3/4	2nd Level Finished: 1088 Sq.Ft.	1st Floor Ceiling Height: 8'
of Baths: 2 1 0	Attic Access Type: Walk up	2nd Floor Ceiling Height: 8'



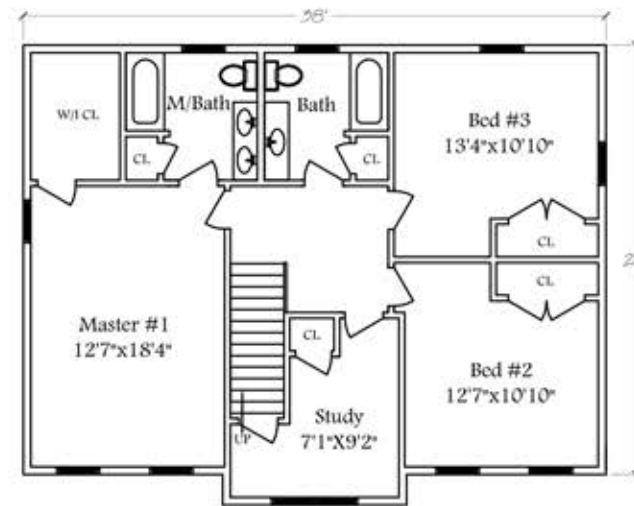
Front Elevation



Right Elevation



1st Floor Layout



2nd Floor Layout

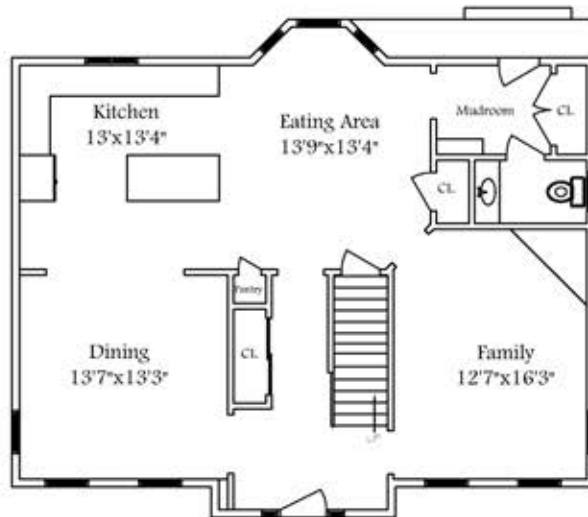
FEATURES	SQUARE FOOTAGE	CONSTRUCTION						
Garage: 2 car under	Total Finished: 2188 Sq.Ft.	Foundation: Basement						
Bedrooms: 3	1st Level Finished: 1100 Sq.Ft.	Exterior Walls: 2x6						
Number of Baths: <table border="0"> <tr> <td>Full</td> <td>1/2</td> <td>3/4</td> </tr> <tr> <td>2</td> <td>1</td> <td>0</td> </tr> </table>	Full	1/2	3/4	2	1	0	2nd Level Finished: 1088 Sq.Ft.	1st Floor Ceiling Height: 8'
Full	1/2	3/4						
2	1	0						
	Attic Access Type: Walk up	2nd Floor Ceiling Height: 8'						



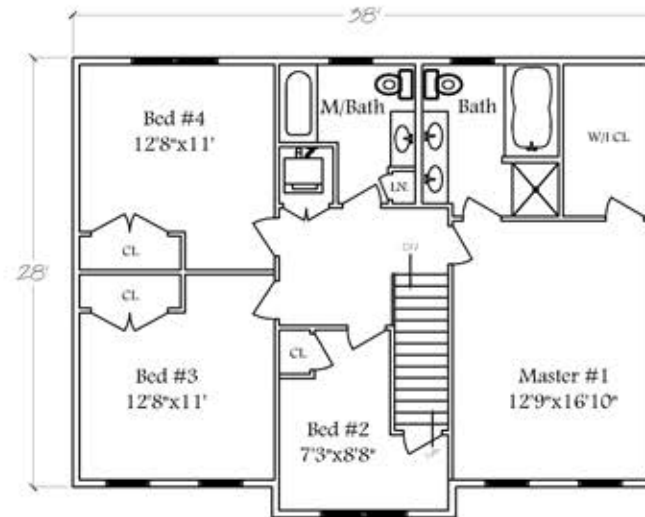
Left Elevation



Front Elevation



1st Floor Layout



2nd Floor Layout

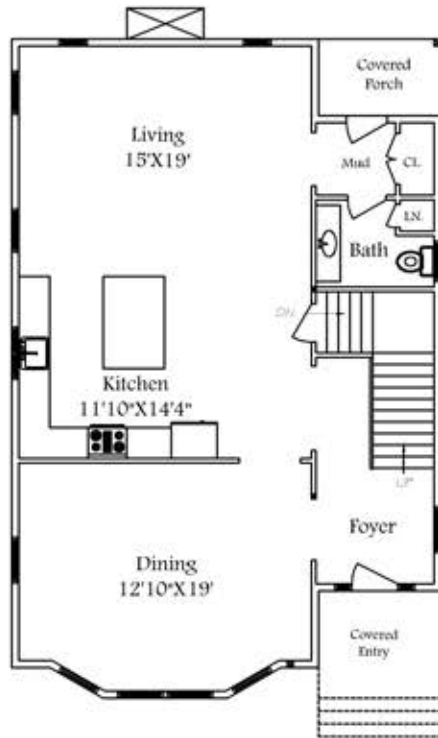
FEATURES	SQUARE FOOTAGE	CONSTRUCTION
Garage: 2 car under	Total Finished: 2192 Sq.Ft.	Foundation: Basement
Bedrooms: 4	1st Level Finished: 1104 Sq.Ft.	Exterior Walls: 2x6
Number Full 1/2 3/4	2nd Level Finished: 1088 Sq.Ft.	1st Floor Ceiling Height: 8'
of Baths: 2 1 0	Attic Access Type: Walk up	2nd Floor Ceiling Height: 8'



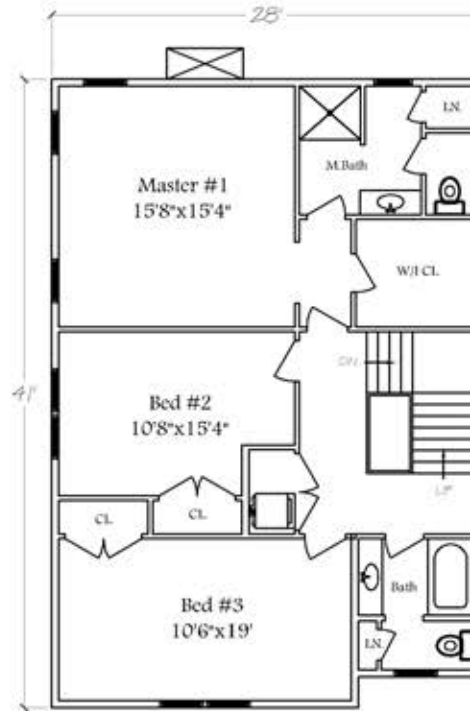
Left Elevation



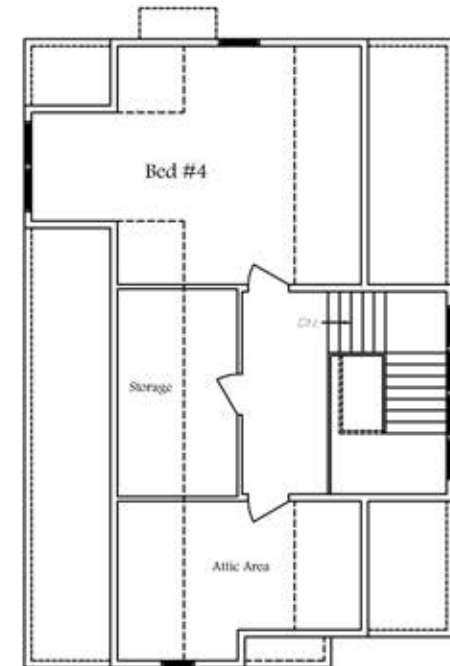
Front Elevation



1st Floor Layout



2nd Floor Layout



Attic Floor Layout

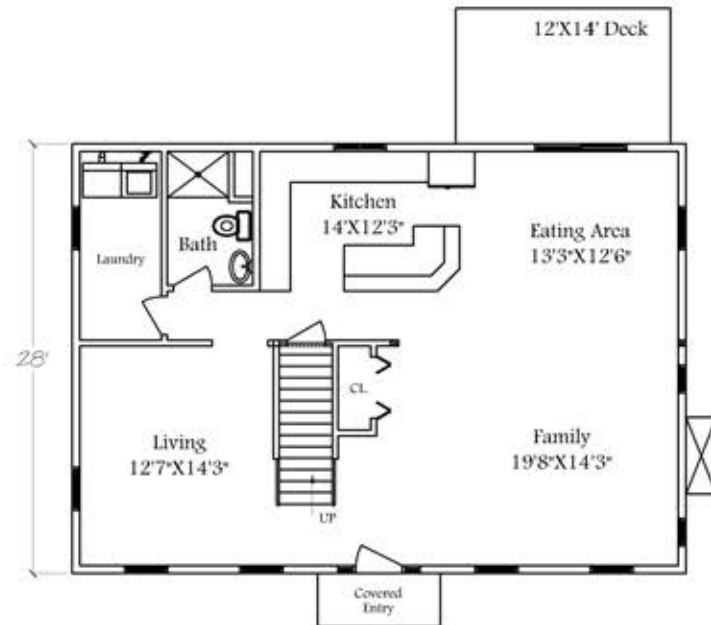
FEATURES	SQUARE FOOTAGE	CONSTRUCTION
Garage: 2 car under	Total Finished: 2773 Sq.Ft.	Foundation: Basement
Bedrooms: 4	1st Level Finished: 1091 Sq.Ft.	Exterior Walls: 2x6
Number of Baths: Full 1, 1/2 1, 3/4 1	2nd Level Finished: 1132 Sq.Ft.	1st Floor Ceiling Height: 9'
	Attic Level Finished: ±550 Sq.Ft.	2nd Floor Ceiling Height: 8'



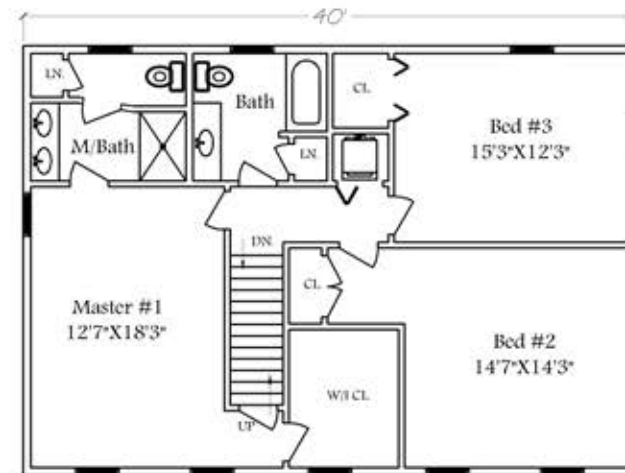
Front Elevation



Right Elevation



1st Floor Layout



2nd Floor Layout

FEATURES	SQUARE FOOTAGE	CONSTRUCTION
Garage: 2 car under	Total Finished: 2240 Sq.Ft.	Foundation: Basement
Bedrooms: 3	1st Level Finished: 1120 Sq.Ft.	Exterior Walls: 2x6
Number of Baths: Full 1, 1/2 0, 3/4 2	2nd Level Finished: 1120 Sq.Ft.	1st Floor Ceiling Height: 8'
	Attic Access Type: Walk up	2nd Floor Ceiling Height: 8'



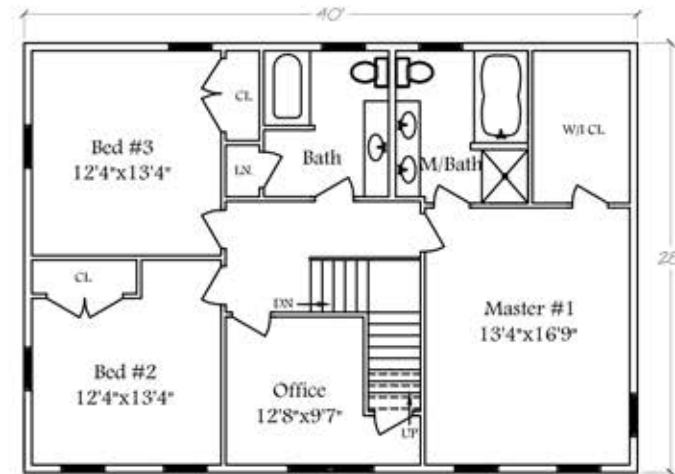
Left Elevation



Front Elevation

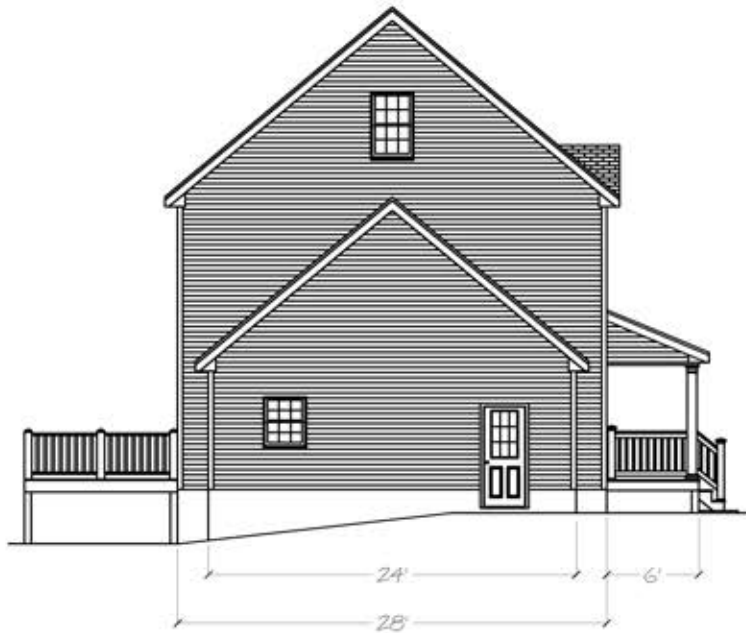


1st Floor Layout



2nd Floor Layout

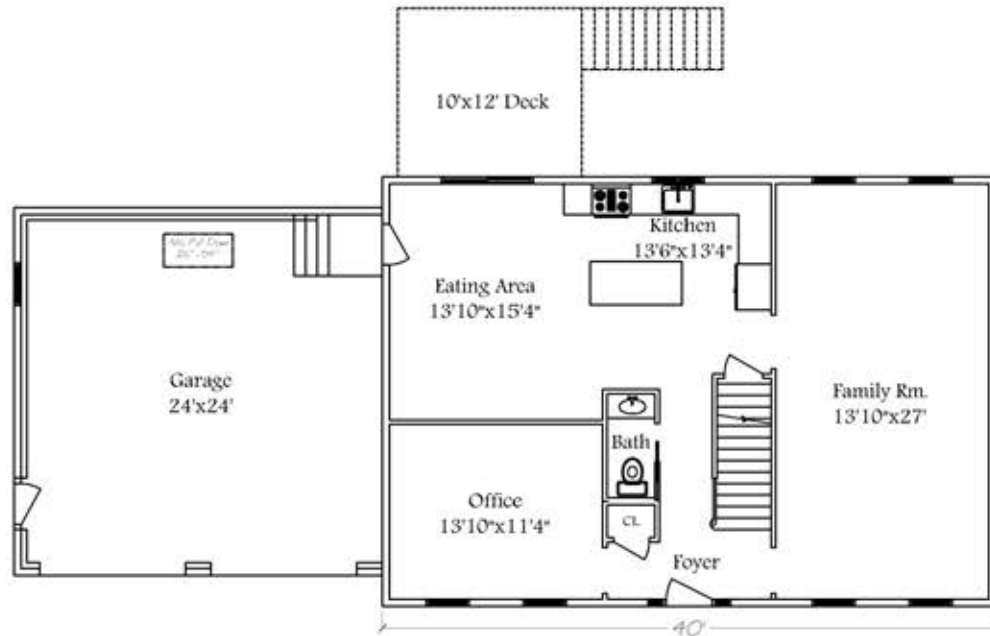
FEATURES	SQUARE FOOTAGE	CONSTRUCTION
Garage: 2 car	Total Finished: 2240 Sq.Ft.	Foundation: Basement
Bedrooms: 3	1st Level Finished: 1120 Sq.Ft.	Exterior Walls: 2x6
Number of Baths: Full 2, 1/2 1, 3/4 0	2nd Level Finished: 1120 Sq.Ft.	1st Floor Ceiling Height: 8'
	Attic Access Type: Walk up	2nd Floor Ceiling Height: 8'



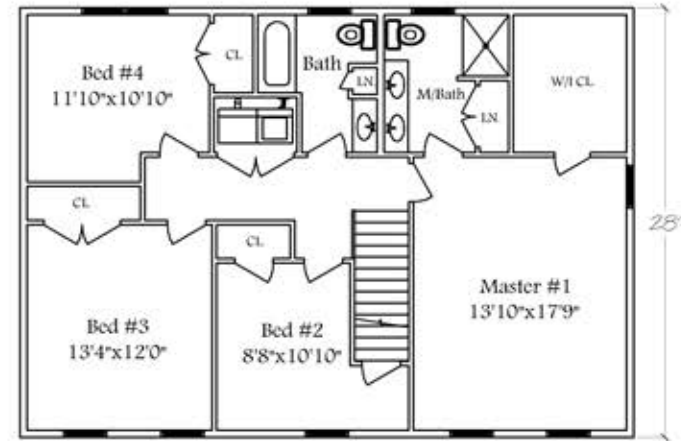
Left Elevation



Front Elevation



1st Floor Layout



2nd Floor Layout

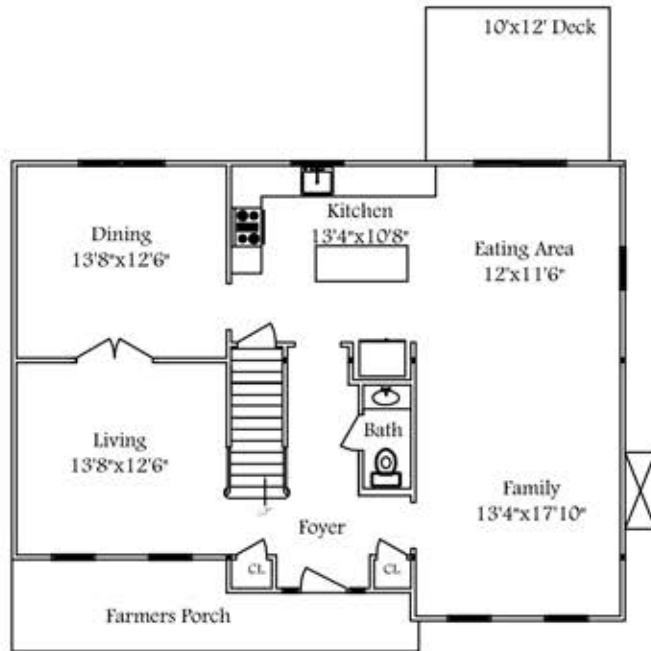
FEATURES	SQUARE FOOTAGE	CONSTRUCTION
Garage: 2 car Grade	Total Finished: 2240 Sq.Ft.	Foundation: Basement
Bedrooms: 4	1st Level Finished: 1120 Sq.Ft.	Exterior Walls: 2x6
Number Full 1/2 3/4	2nd Level Finished: 1120 Sq.Ft.	1st Floor Ceiling Height: 8'
of Baths: 1 1 1	Attic Access Type: Pull down	2nd Floor Ceiling Height: 8'



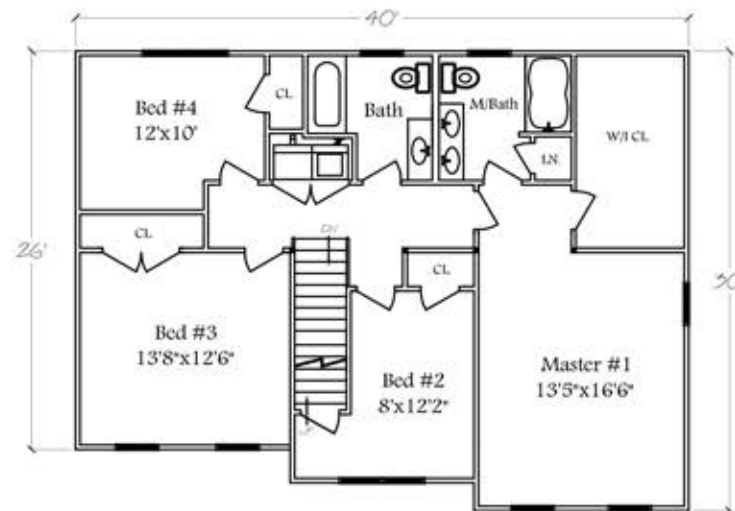
Front Elevation



Right Elevation



1st Floor Layout



2nd Floor Layout

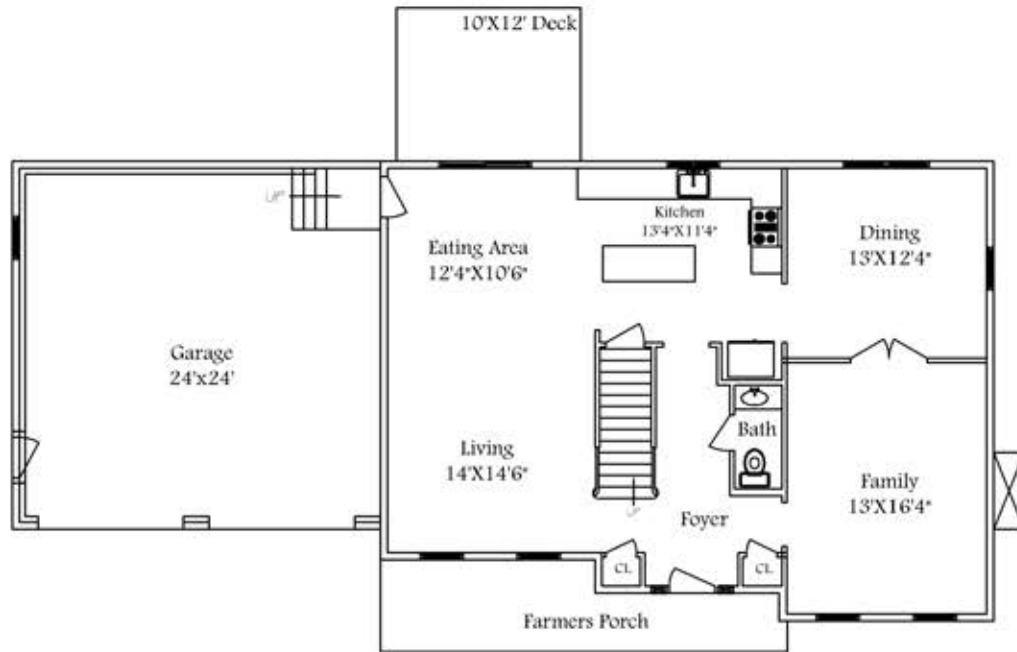
FEATURES	SQUARE FOOTAGE	CONSTRUCTION
Garage: 2 car under	Total Finished: 2244 Sq.Ft.	Foundation: Basement
Bedrooms: 4	1st Level Finished: 1122 Sq.Ft.	Exterior Walls: 2x6
Number Full 1/2 3/4	2nd Level Finished: 1122 Sq.Ft.	1st Floor Ceiling Height: 8'
of Baths: 2 1 0	Attic Access Type: Walk up	2nd Floor Ceiling Height: 8'



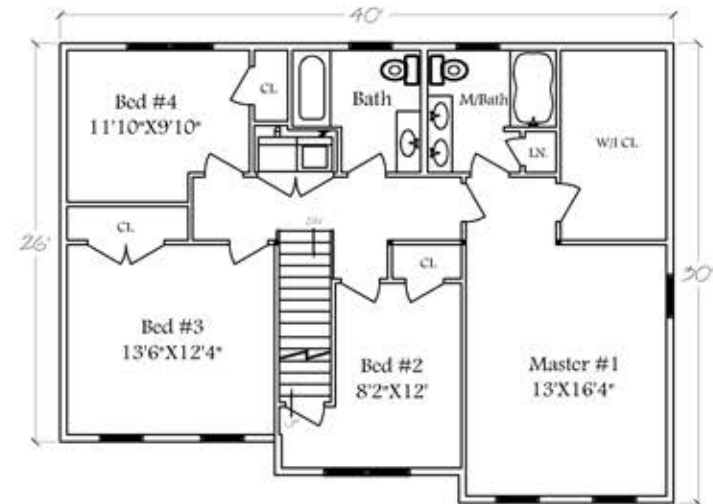
Front Elevation



Right Elevation



1st Floor Layout



2nd Floor Layout

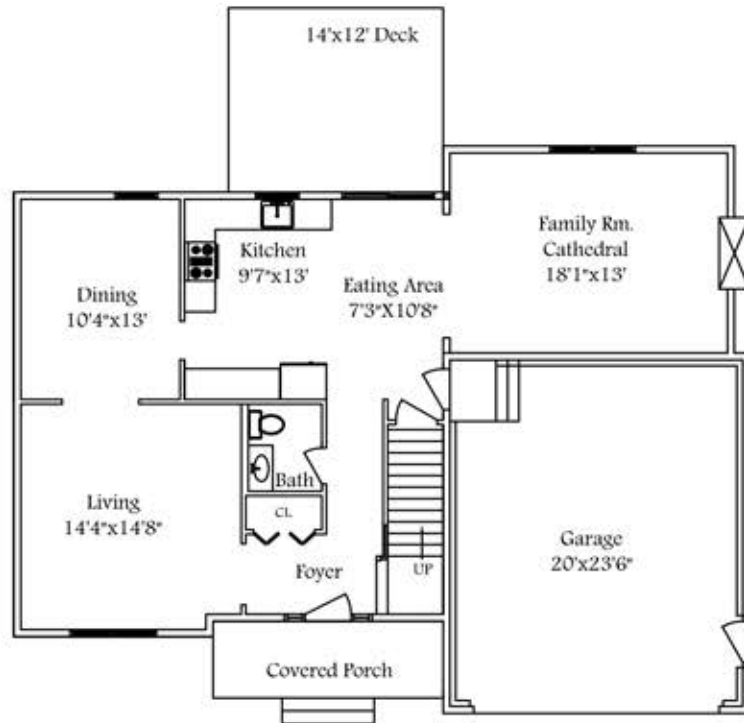
FEATURES	SQUARE FOOTAGE	CONSTRUCTION
Garage: 2 car	Total Finished: 2244 Sq.Ft.	Foundation: Basement
Bedrooms: 4	1st Level Finished: 1122 Sq.Ft.	Exterior Walls: 2x6
Number Full 1/2 3/4	2nd Level Finished: 1122 Sq.Ft.	1st Floor Ceiling Height: 8'
of Baths: 2 1 0	Attic Access Type: Walk up	2nd Floor Ceiling Height: 8'



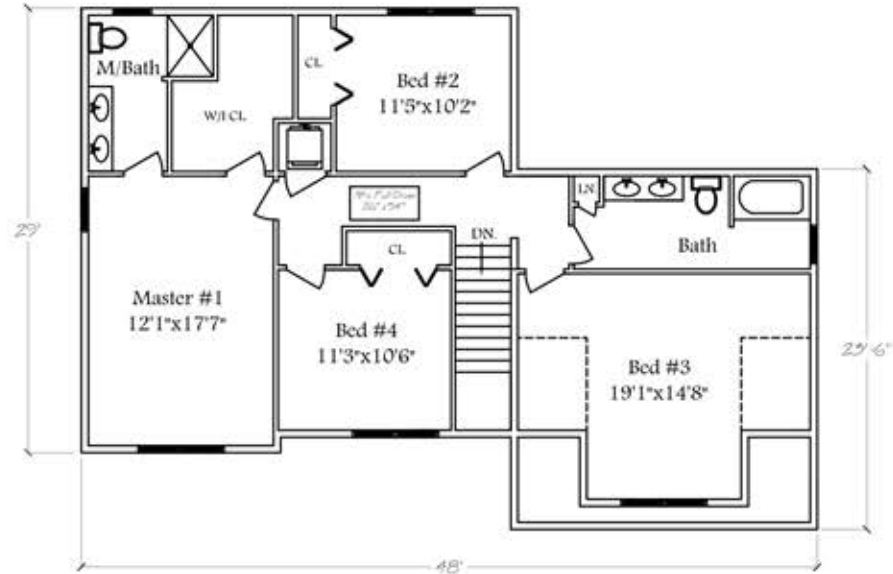
Front Elevation



Right Elevation



1st Floor Layout



2nd Floor Layout

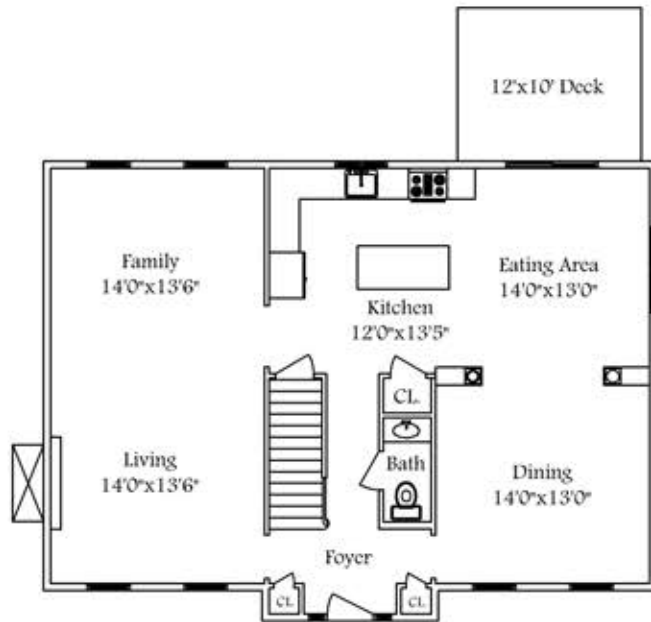
FEATURES	SQUARE FOOTAGE	CONSTRUCTION
Garage: 2 car	Total Finished: 2260 Sq.Ft.	Foundation: Basement
Bedrooms: 4	1st Level Finished: 1060 Sq.Ft.	Exterior Walls: 2x6
Number of Baths: 1 Full 1 1/2 3/4	2nd Level Finished: 1200 Sq.Ft.	1st Floor Ceiling Height: 8'
	Attic Access Type: Pulldown	2nd Floor Ceiling Height: 8'



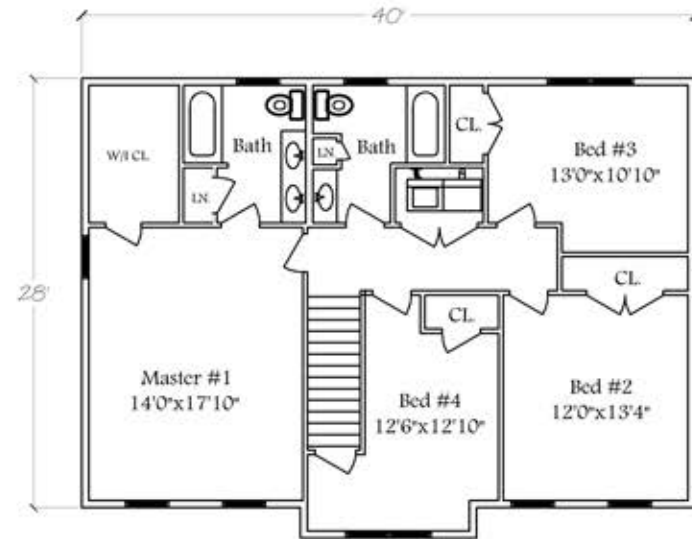
Front Elevation



Right Elevation



1st Floor Layout



2nd Floor Layout

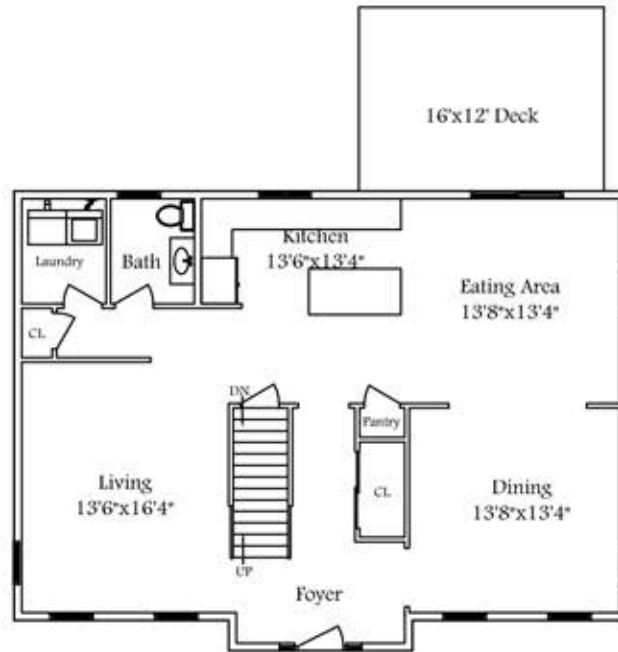
FEATURES	SQUARE FOOTAGE	CONSTRUCTION
Garage: 2 car under	Total Finished: 2286 Sq.Ft.	Foundation: Basement
Bedrooms: 4	1st Level Finished: 1143 Sq.Ft.	Exterior Walls: 2x6
Number Full 1/2 3/4	2nd Level Finished: 1143 Sq.Ft.	1st Floor Ceiling Height: 8'
of Baths: 2 1 0	Attic Access Type: Walk up	2nd Floor Ceiling Height: 8'



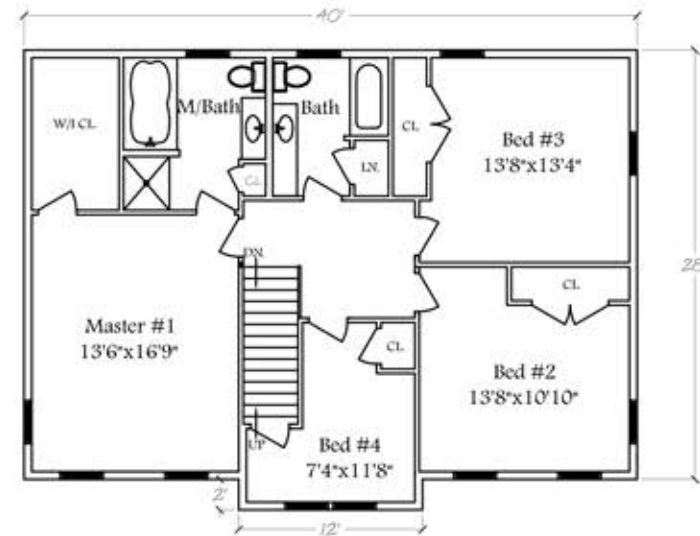
Front Elevation



Right Elevation



1st Floor Layout



2nd Floor Layout

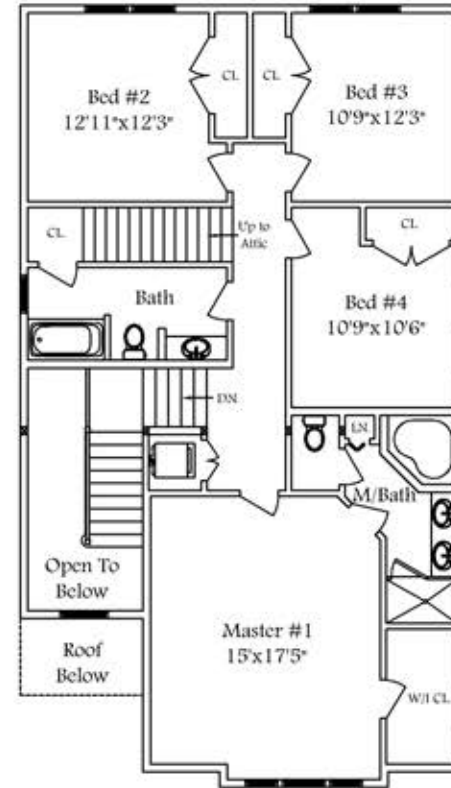
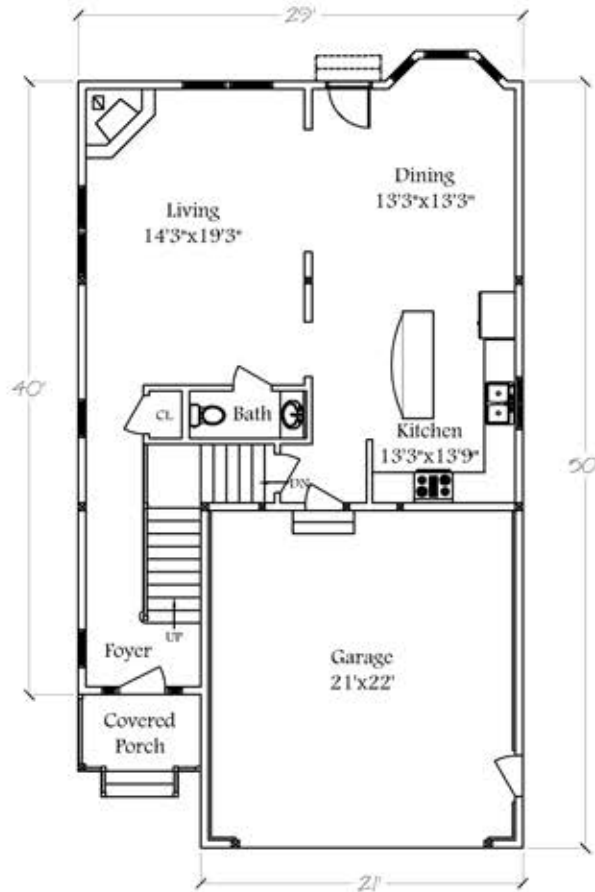
FEATURES	SQUARE FOOTAGE	CONSTRUCTION						
Garage: 2 car under	Total Finished: 2288 Sq.Ft.	Foundation: Basement						
Bedrooms: 4	1st Level Finished: 1144 Sq.Ft.	Exterior Walls: 2x6						
Number of Baths: <table border="1" style="display: inline-table; vertical-align: middle;"> <tr> <td>Full</td> <td>1/2</td> <td>3/4</td> </tr> <tr> <td>2</td> <td>1</td> <td>0</td> </tr> </table>	Full	1/2	3/4	2	1	0	2nd Level Finished: 1144 Sq.Ft.	1st Floor Ceiling Height: 8'
Full	1/2	3/4						
2	1	0						
	Attic Access Type: Walk up	2nd Floor Ceiling Height: 8'						



Left Elevation



Front Elevation



1st Floor Layout

2nd Floor Layout

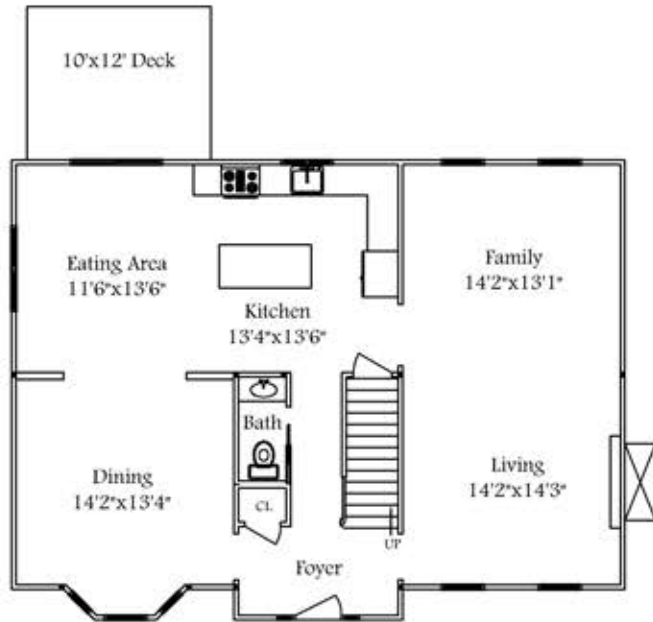
FEATURES	SQUARE FOOTAGE	CONSTRUCTION
Garage: 2 car	Total Finished: 2290 Sq.Ft.	Foundation: Basement
Bedrooms: 4	1st Level Finished: 909 Sq.Ft.	Exterior Walls: 2x6
Number Full 1/2 3/4	2nd Level Finished: 1381 Sq.Ft.	1st Floor Ceiling Height: 9'
of Baths: 2 1 0	Attic Access Type: Walk up	2nd Floor Ceiling Height: 8'



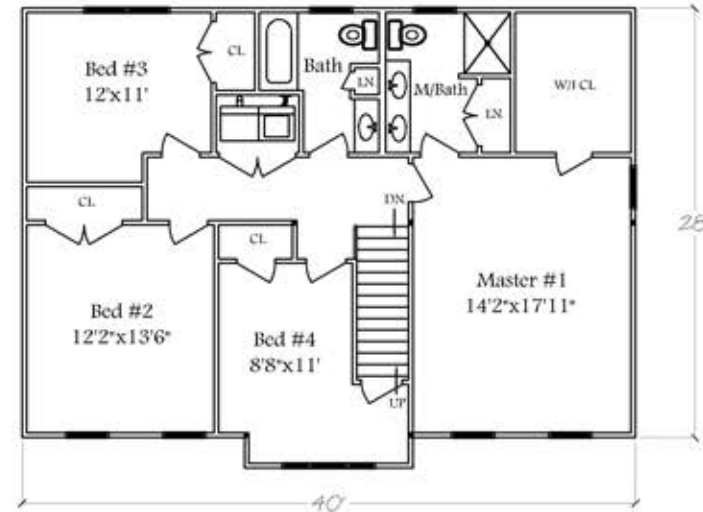
Left Elevation



Front Elevation



1st Floor Layout



2nd Floor Layout

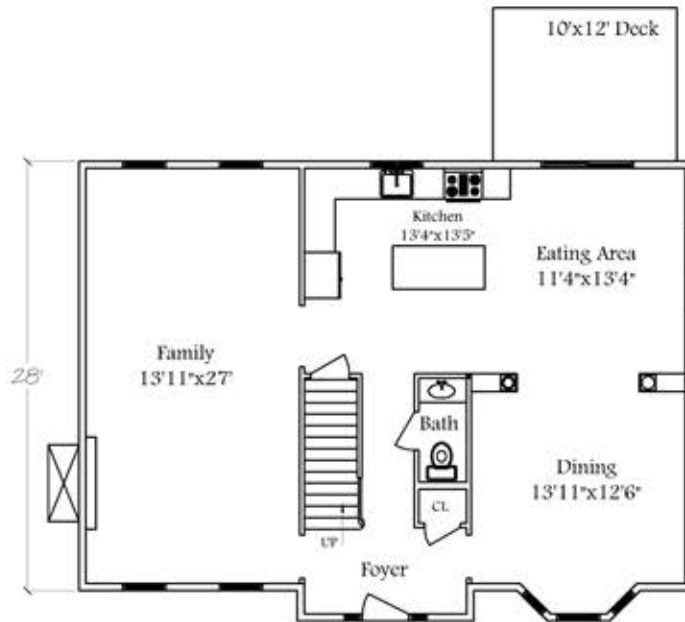
FEATURES	SQUARE FOOTAGE	CONSTRUCTION						
Garage: 2 car under	Total Finished: 2296 Sq.Ft.	Foundation: Basement						
Bedrooms: 4	1st Level Finished: 1154 Sq.Ft.	Exterior Walls: 2x6						
Number of Baths: <table border="1" style="display: inline-table; vertical-align: middle;"><tr><td>Full</td><td>1/2</td><td>3/4</td></tr><tr><td>1</td><td>1</td><td>1</td></tr></table>	Full	1/2	3/4	1	1	1	2nd Level Finished: 1142 Sq.Ft.	1st Floor Ceiling Height: 8'
Full	1/2	3/4						
1	1	1						
	Attic Access Type: Walk up	2nd Floor Ceiling Height: 8'						



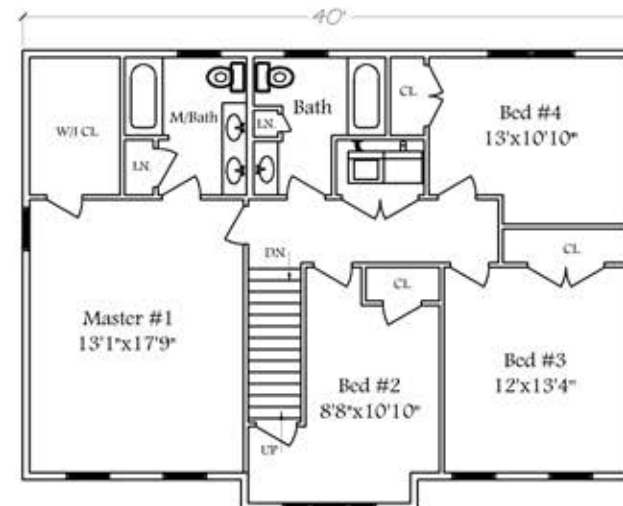
Front Elevation



Right Elevation



1st Floor Layout



2nd Floor Layout

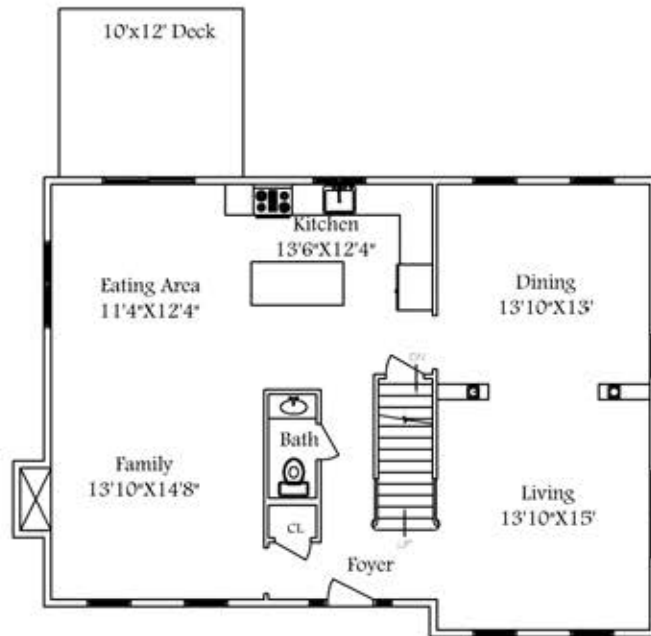
FEATURES	SQUARE FOOTAGE	CONSTRUCTION
Garage: 2 car under	Total Finished: 2298 Sq.Ft.	Foundation: Basement
Bedrooms: 4	1st Level Finished: 1155 Sq.Ft.	Exterior Walls: 2x6
Number Full 1/2 3/4	2nd Level Finished: 1143 Sq.Ft.	1st Floor Ceiling Height: 8'
of Baths: 2 1 0	Attic Access Type: Walk up	2nd Floor Ceiling Height: 8'



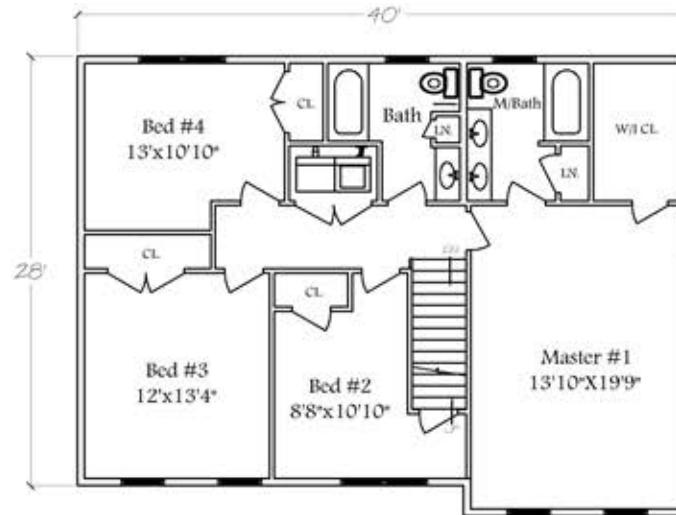
Front Elevation



Right Elevation



1st Floor Layout



2nd Floor Layout

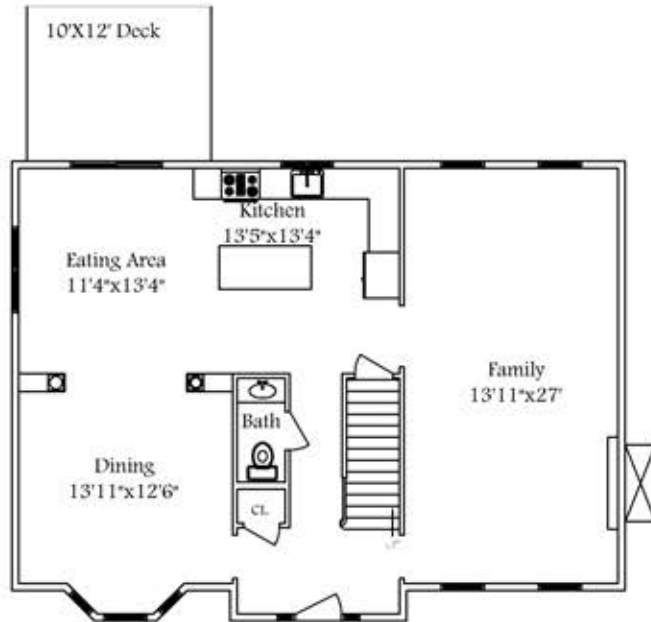
FEATURES	SQUARE FOOTAGE	CONSTRUCTION
Garage: 1 car under	Total Finished: 2298 Sq.Ft.	Foundation: Basement
Bedrooms: 4	1st Level Finished: 1149 Sq.Ft.	Exterior Walls: 2x6
Number Full 1/2 3/4	2nd Level Finished: 1149 Sq.Ft.	1st Floor Ceiling Height: 8'
of Baths: 2 1 0	Attic Access Type: Walk up	2nd Floor Ceiling Height: 8'



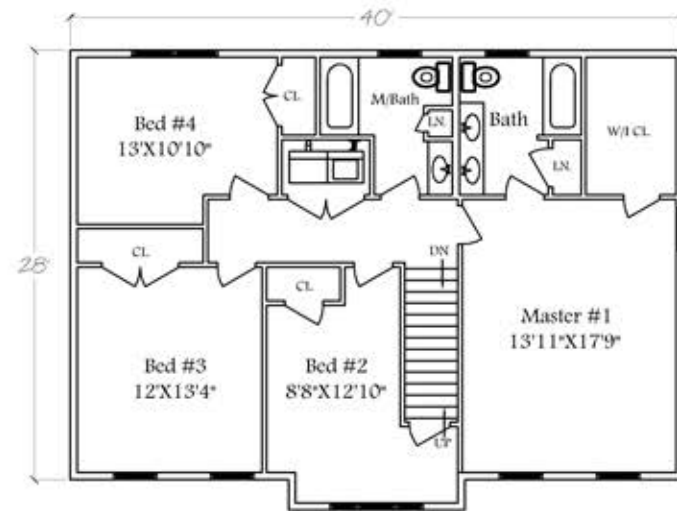
Left Elevation



Front Elevation



1st Floor Layout



2nd Floor Layout

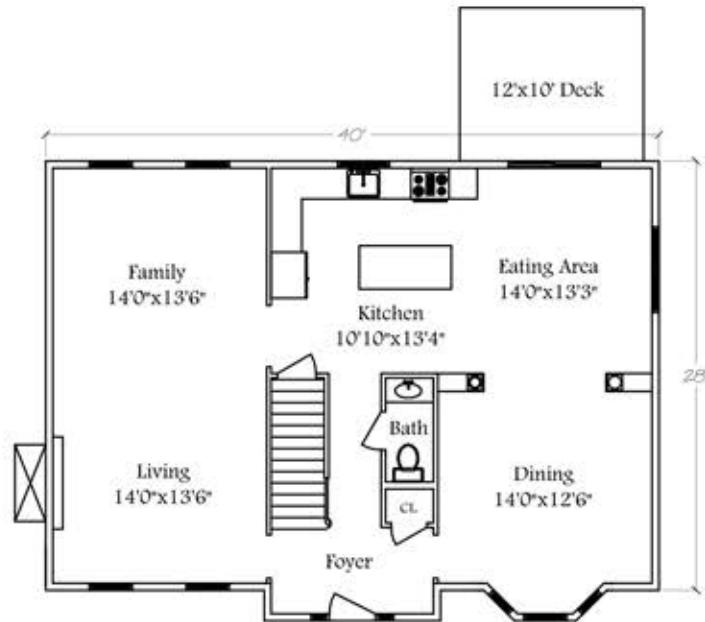
FEATURES	SQUARE FOOTAGE	CONSTRUCTION
Garage: 2 car under	Total Finished: 2298 Sq.Ft.	Foundation: Basement
Bedrooms: 4	1st Level Finished: 1155 Sq.Ft.	Exterior Walls: 2x6
Number Full 1/2 3/4	2nd Level Finished: 1143 Sq.Ft.	1st Floor Ceiling Height: 8'
of Baths: 2 1 0	Attic Access Type: Walk up	2nd Floor Ceiling Height: 8'



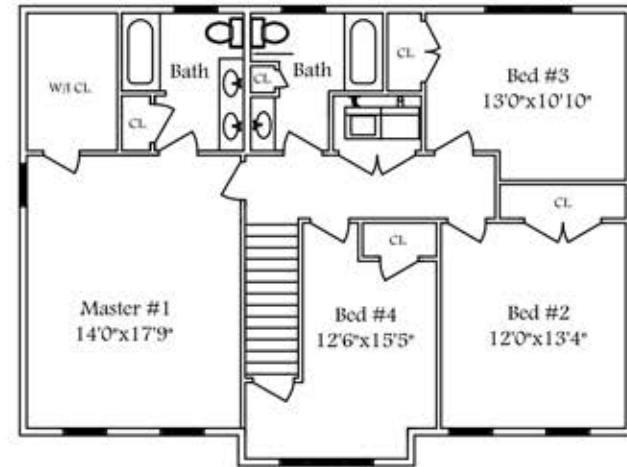
Front Elevation



Right Elevation



1st Floor Layout



2nd Floor Layout

FEATURES	SQUARE FOOTAGE	CONSTRUCTION
Garage: 2 car under	Total Finished: 2298 Sq.Ft.	Foundation: Basement
Bedrooms: 4	1st Level Finished: 1155 Sq.Ft.	Exterior Walls: 2x6
Number Full 1/2 3/4	2nd Level Finished: 1143 Sq.Ft.	1st Floor Ceiling Height: 8'
of Baths: 2 1 0	Attic Access Type: Walk up	2nd Floor Ceiling Height: 8'



Left Elevation



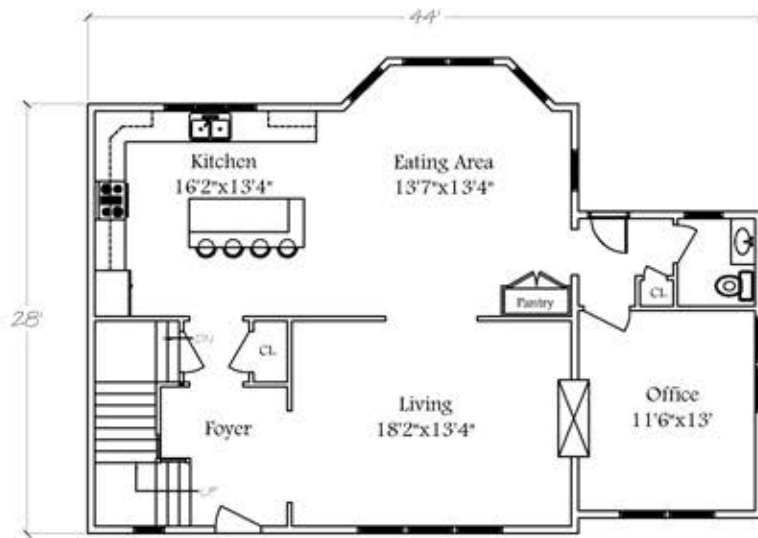
Front Elevation



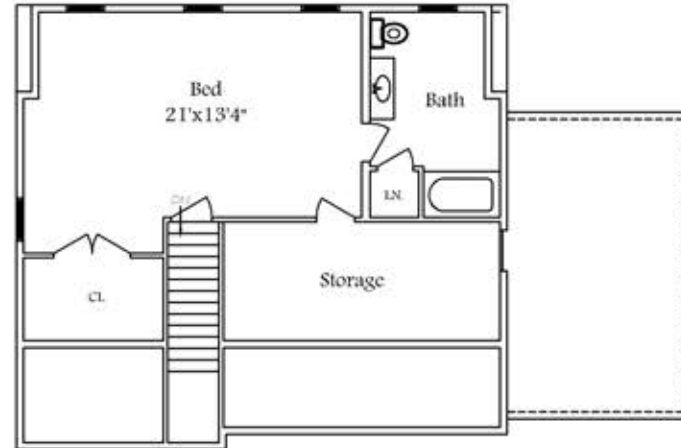
Front Elevation



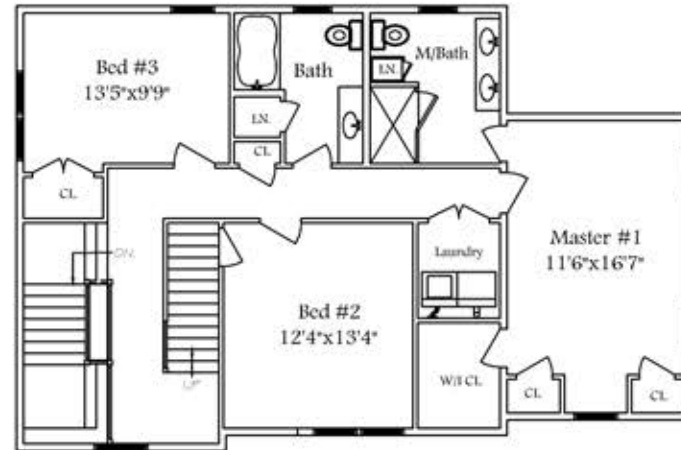
Right Elevation



1st Floor Layout

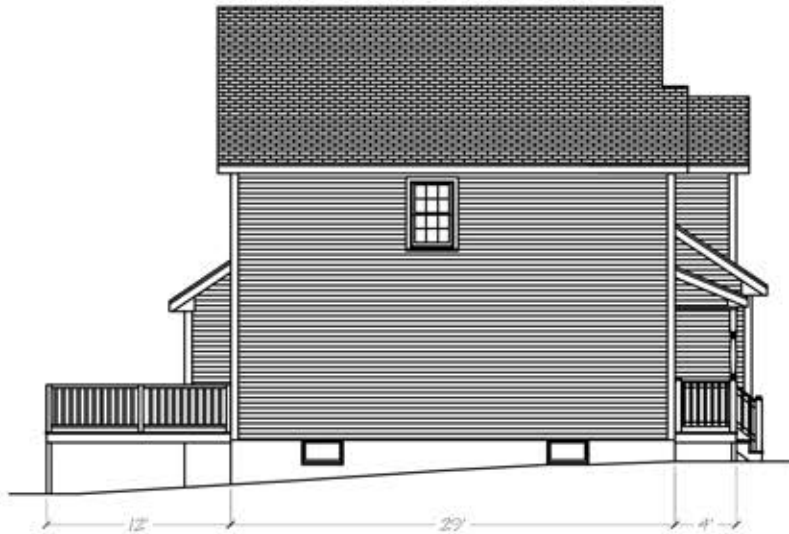


Attic Floor Layout



2nd Floor Layout

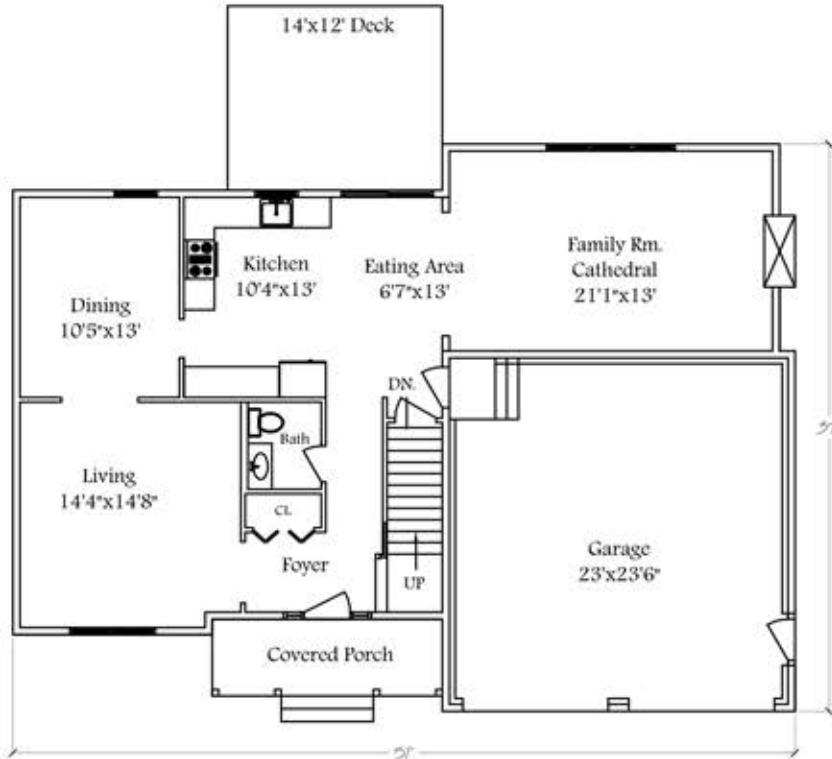
FEATURES	SQUARE FOOTAGE	CONSTRUCTION
Garage: 2 car under	Total Finished: 2744 Sq.Ft.	Foundation: Basement
Bedrooms: 4	1st Level Finished: 1169 Sq.Ft.	Exterior Walls: 2x6
Number of Baths: Full 1/2 3/4	2nd Level Finished: 1149 Sq.Ft.	1st Floor Ceiling Height: 9'
2 1 1	Attic Level Finished: 426 Sq.Ft.	2nd Floor Ceiling Height: 8'



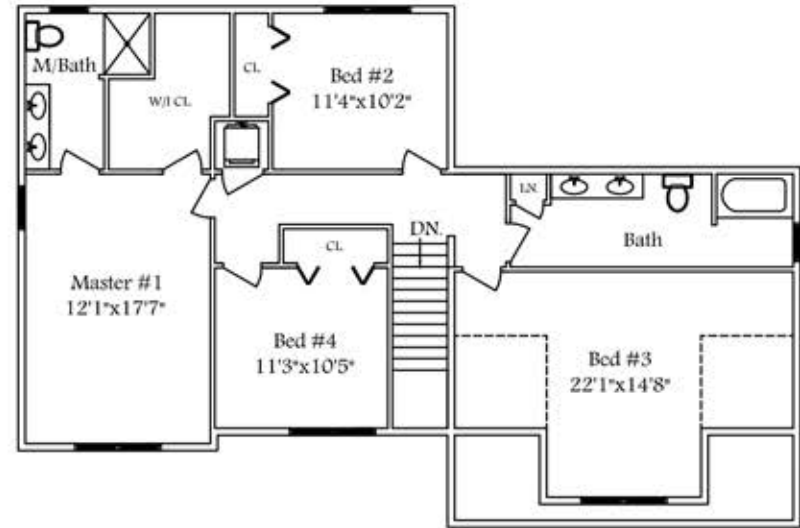
Left Elevation



Front Elevation



1st Floor Layout



2nd Floor Layout

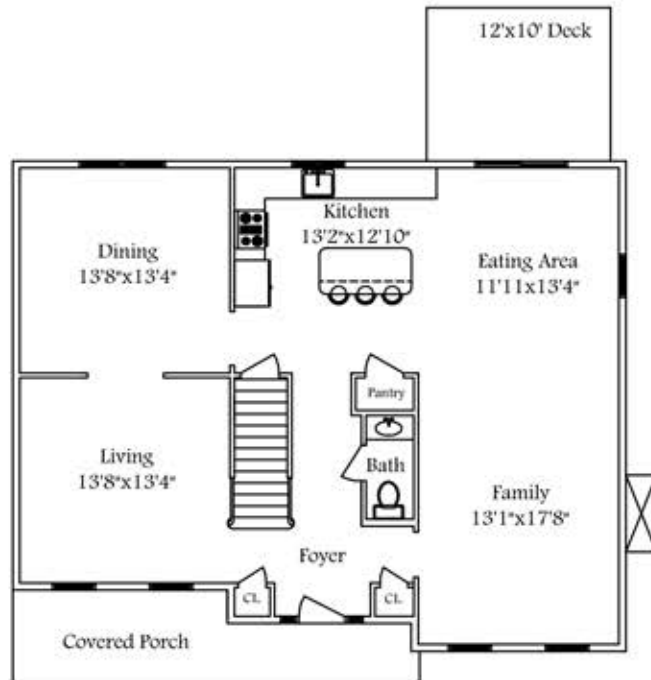
FEATURES	SQUARE FOOTAGE	CONSTRUCTION						
Garage: 2 car grade	Total Finished: 2366 Sq.Ft.	Foundation: Basement						
Bedrooms: 4	1st Level Finished: 1112 Sq.Ft.	Exterior Walls: 2x6						
Number of Baths: <table border="1" style="display: inline-table; vertical-align: middle;"><tr><td>Full</td><td>1/2</td><td>3/4</td></tr><tr><td>1</td><td>1</td><td>1</td></tr></table>	Full	1/2	3/4	1	1	1	2nd Level Finished: 1254 Sq.Ft.	1st Floor Ceiling Height: 8'
Full	1/2	3/4						
1	1	1						
	Attic Access Type: Pull down	2nd Floor Ceiling Height: 8'						



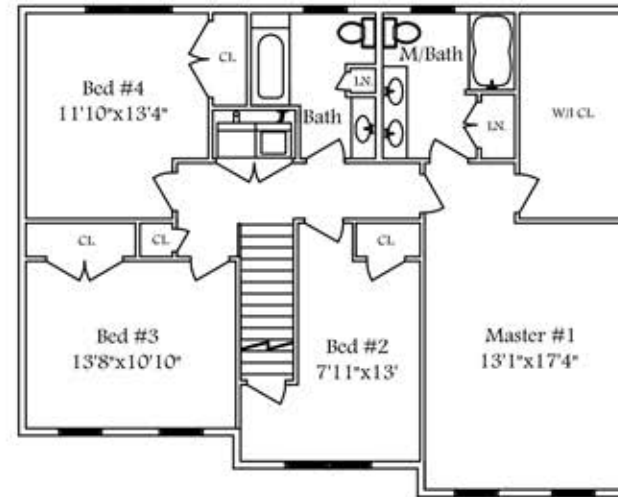
Front Elevation



Right Elevation



1st Floor Layout



2nd Floor Layout

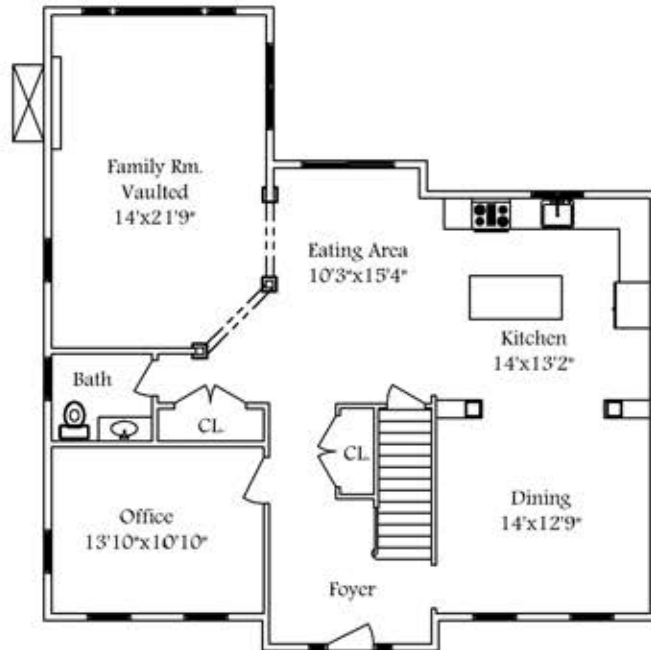
FEATURES	SQUARE FOOTAGE	CONSTRUCTION						
Garage: 2 car under	Total Finished: 2404 Sq.Ft.	Foundation: Basement						
Bedrooms: 4	1st Level Finished: 1202 Sq.Ft.	Exterior Walls: 2x6						
Number of Baths: <table border="1" style="display: inline-table; vertical-align: middle;"><tr><td>Full</td><td>1/2</td><td>3/4</td></tr><tr><td>2</td><td>1</td><td>0</td></tr></table>	Full	1/2	3/4	2	1	0	2nd Level Finished: 1202 Sq.Ft.	1st Floor Ceiling Height: 8'
Full	1/2	3/4						
2	1	0						
	Attic Access Type: Walk up	2nd Floor Ceiling Height: 8'						



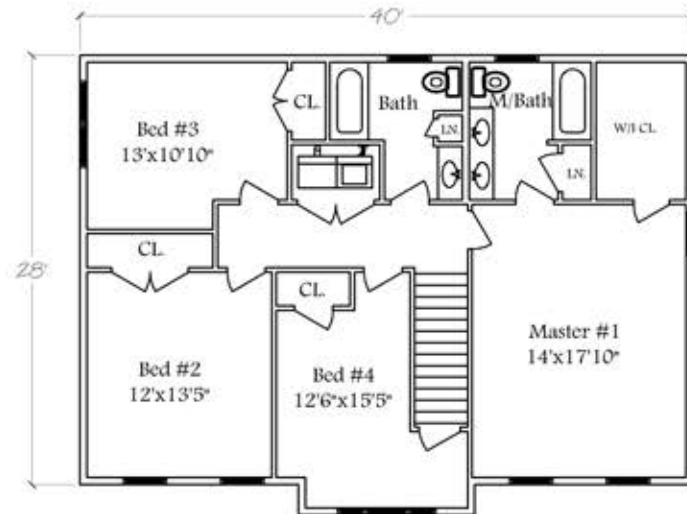
Left Elevation



Front Elevation



1st Floor Layout



2nd Floor Layout

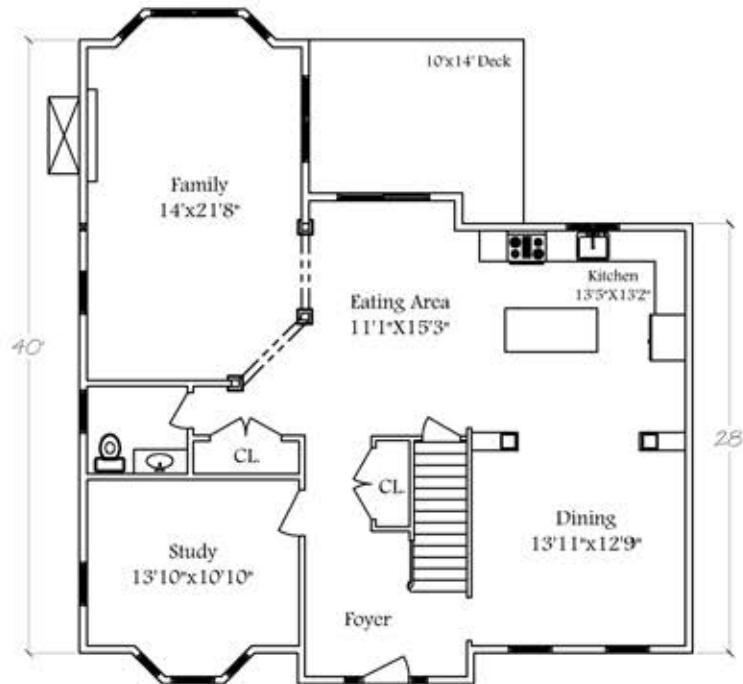
FEATURES	SQUARE FOOTAGE	CONSTRUCTION
Garage: 2-1/2 car under	Total Finished: 2483 Sq.Ft.	Foundation: Basement
Bedrooms: 4	1st Level Finished: 1340 Sq.Ft.	Exterior Walls: 2x6
Number Full 1/2 3/4	2nd Level Finished: 1143 Sq.Ft.	1st Floor Ceiling Height: 8'
of Baths: 2 1 0	Attic Access Type: Walk up	2nd Floor Ceiling Height: 8'



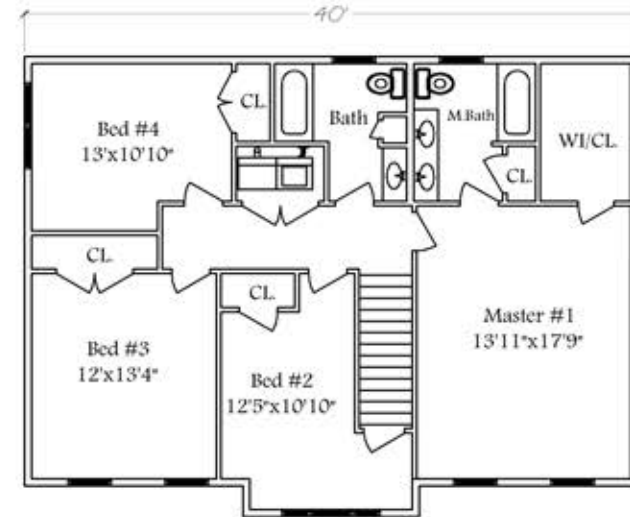
Left Elevation



Front Elevation



1st Floor Layout



2nd Floor Layout

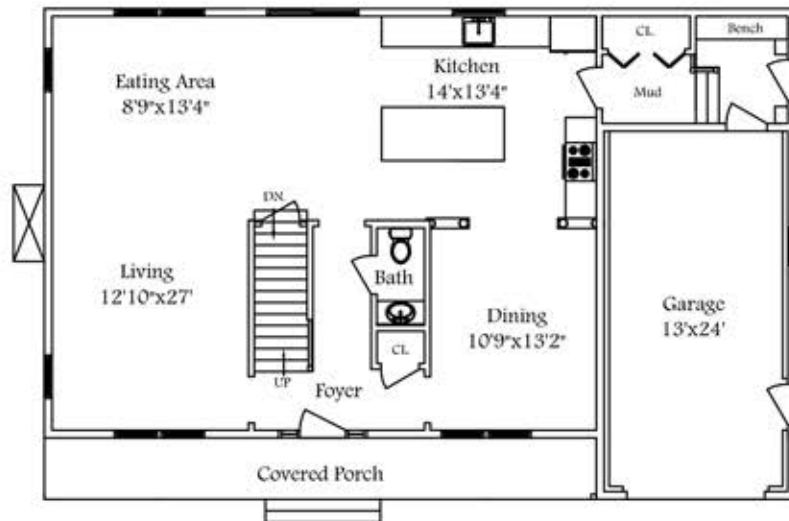
FEATURES	SQUARE FOOTAGE	CONSTRUCTION
Garage: 2-1/2 car under	Total Finished: 2515 Sq.Ft.	Foundation: Basement
Bedrooms: 4	1st Level Finished: 1372 Sq.Ft.	Exterior Walls: 2x6
Number Full 1/2 3/4	2nd Level Finished: 1143 Sq.Ft.	1st Floor Ceiling Height: 8'
of Baths: 2 1 0	Attic Access Type: Walk up	2nd Floor Ceiling Height: 8'



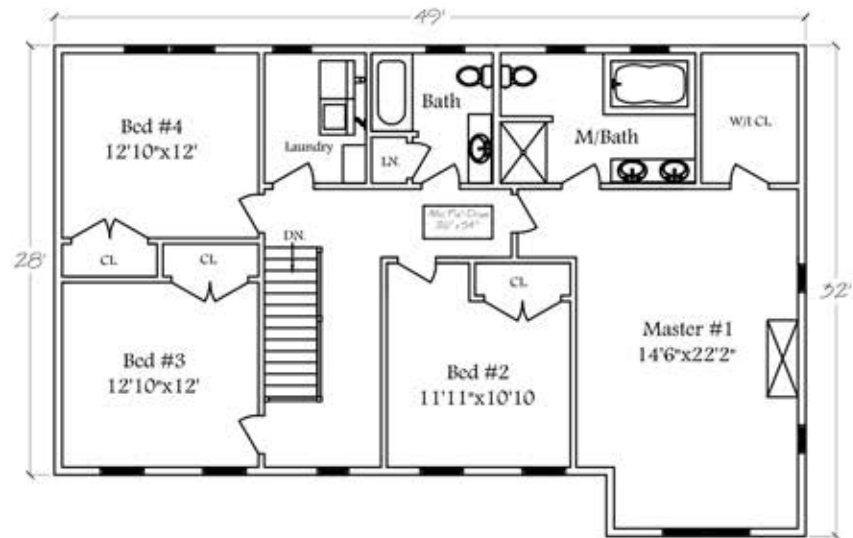
Front Elevation



Right Elevation



1st Floor Layout



2nd Floor Layout

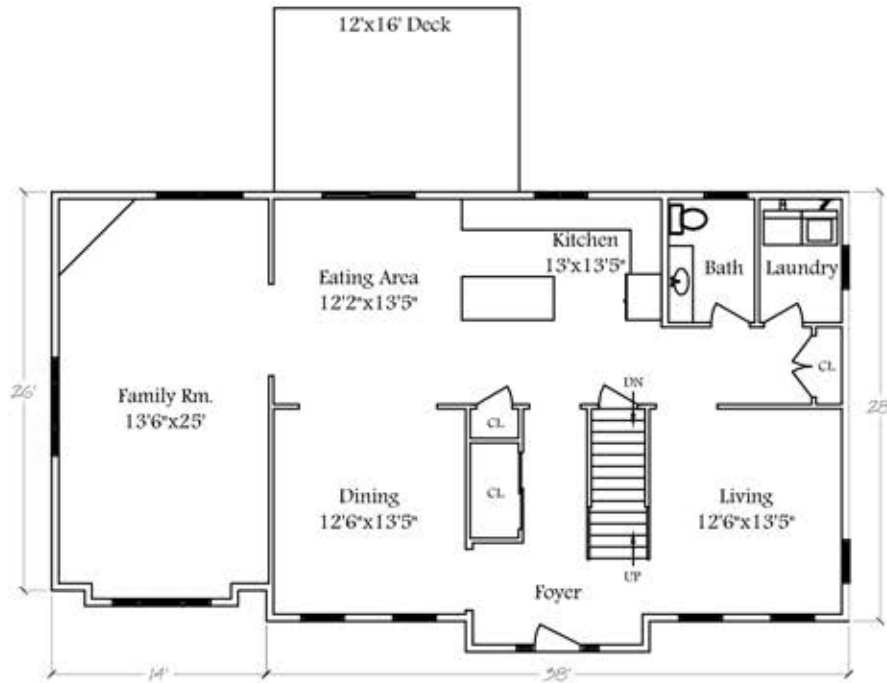
FEATURES	SQUARE FOOTAGE	CONSTRUCTION						
Garage: 1 car	Total Finished: 2537 Sq.Ft.	Foundation: Basement						
Bedrooms: 4	1st Level Finished: 1113 Sq.Ft.	Exterior Walls: 2x6						
Number of Baths: <table border="0" style="display: inline-table; vertical-align: middle;"> <tr> <td>Full</td> <td>1/2</td> <td>3/4</td> </tr> <tr> <td>2</td> <td>1</td> <td>0</td> </tr> </table>	Full	1/2	3/4	2	1	0	2nd Level Finished: 1424 Sq.Ft.	1st Floor Ceiling Height: 9'
Full	1/2	3/4						
2	1	0						
	Attic Access Type: Pulldown	2nd Floor Ceiling Height: 8'						



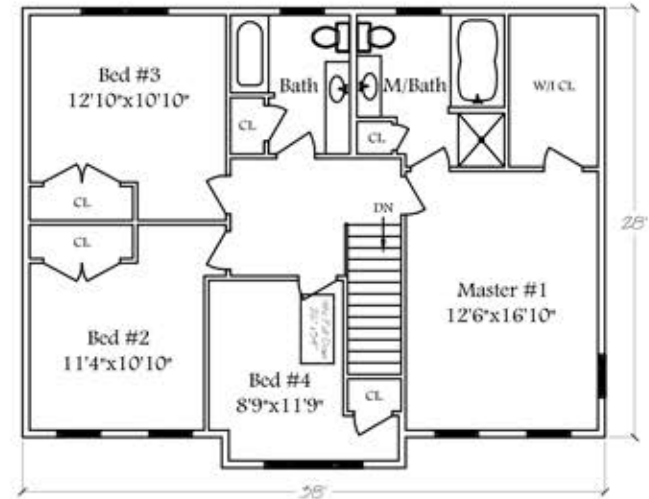
Left Elevation



Front Elevation



1st Floor Layout



2nd Floor Layout

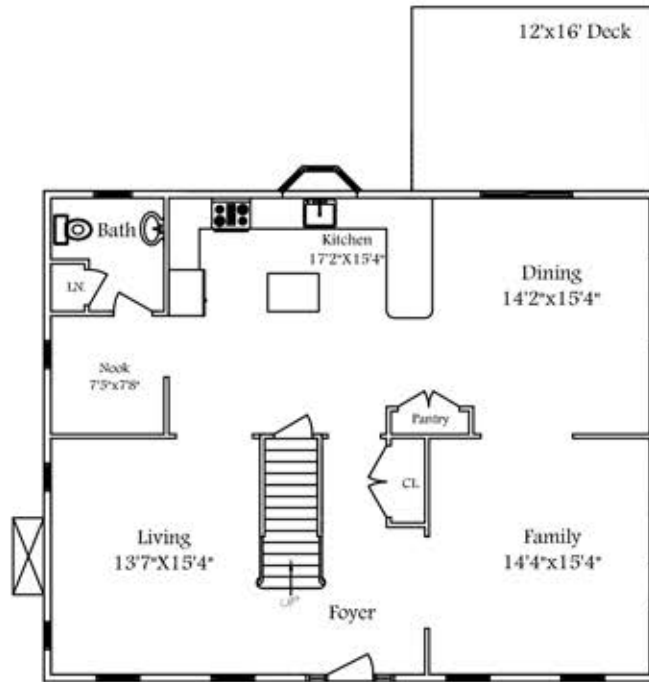
FEATURES	SQUARE FOOTAGE	CONSTRUCTION
Garage: 2 car	Total Finished: 2550 Sq.Ft.	Foundation: Basement
Bedrooms: 4	1st Level Finished: 1462 Sq.Ft.	Exterior Walls: 2x6
Number of Baths: Full 1/2 3/4	2nd Level Finished: 1088 Sq.Ft.	1st Floor Ceiling Height: 8'
2 1 0	Attic Access Type: Pulldown	2nd Floor Ceiling Height: 8'



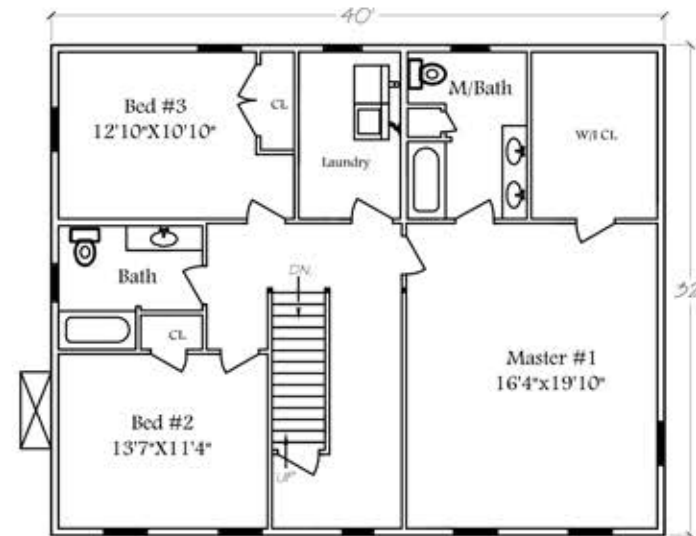
Front Elevation



Right Elevation



1st Floor Layout



2nd Floor Layout

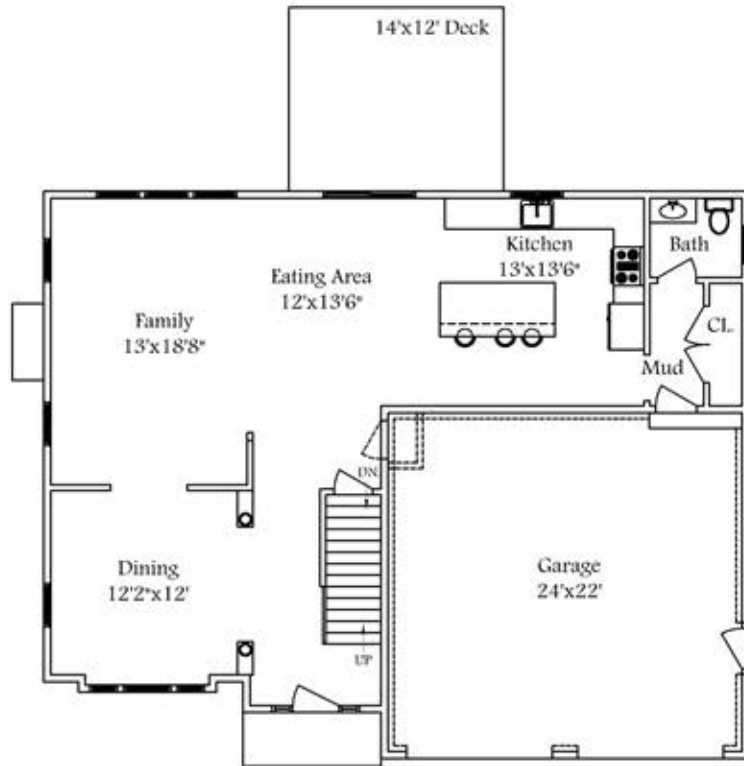
FEATURES	SQUARE FOOTAGE	CONSTRUCTION
Garage: 2 car under	Total Finished: 2560 Sq.Ft.	Foundation: Basement
Bedrooms: 3	1st Level Finished: 1280 Sq.Ft.	Exterior Walls: 2x6
Number Full 1/2 3/4	2nd Level Finished: 1280 Sq.Ft.	1st Floor Ceiling Height: 8'
of Baths: 2 1 0	Attic Access Type: Walk up	2nd Floor Ceiling Height: 8'



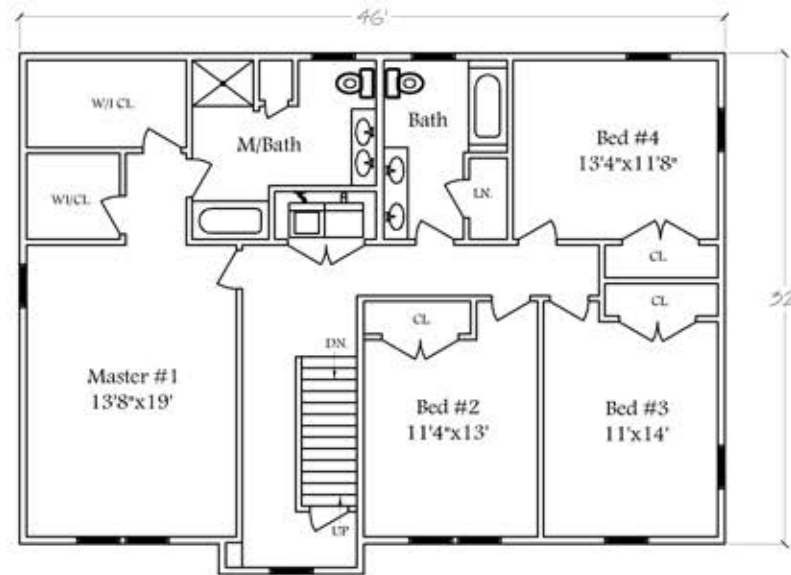
Front Elevation



Right Elevation



1st Floor Layout



2nd Floor Layout

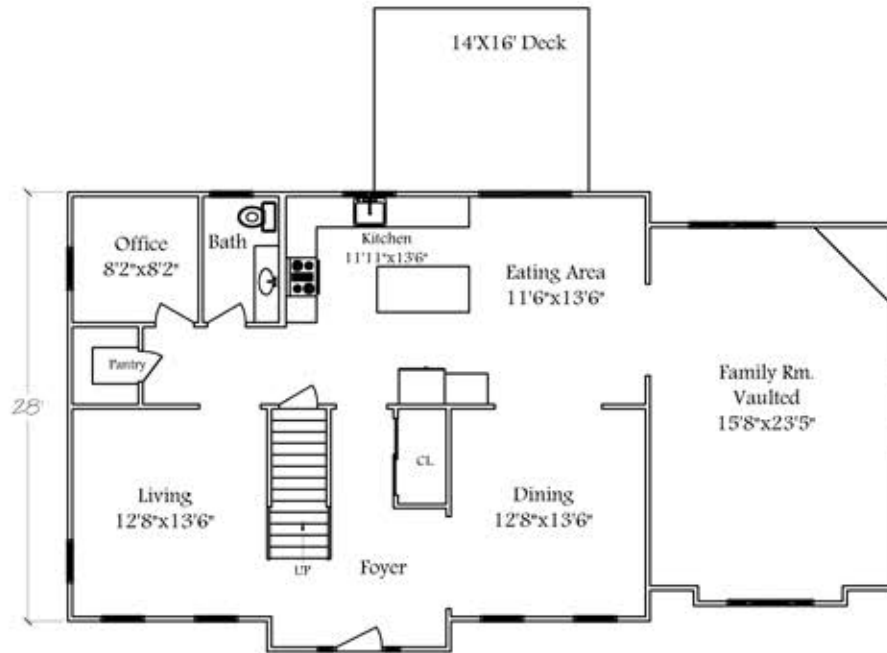
FEATURES	SQUARE FOOTAGE	CONSTRUCTION
Garage: 2 car under	Total Finished: 2563 Sq.Ft.	Foundation: Basement
Bedrooms: 4	1st Level Finished: 1073 Sq.Ft.	Exterior Walls: 2x6
Number Full 1/2 3/4	2nd Level Finished: 1490 Sq.Ft.	1st Floor Ceiling Height: 8'
of Baths: 2 1 0	Attic Access Type: Walk up	2nd Floor Ceiling Height: 8'



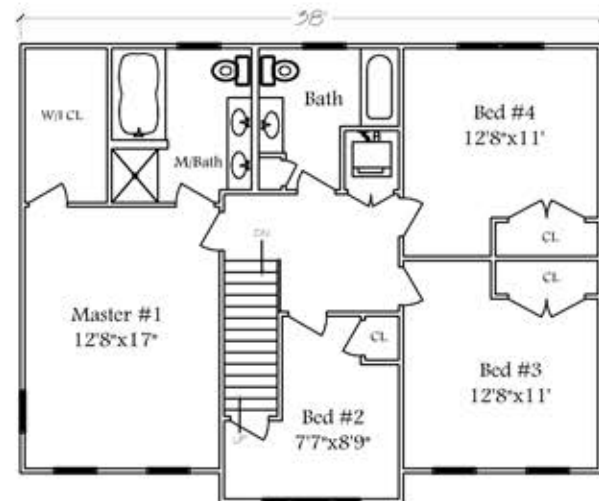
Front Elevation



Right Elevation



1st Floor Layout



2nd Floor Layout

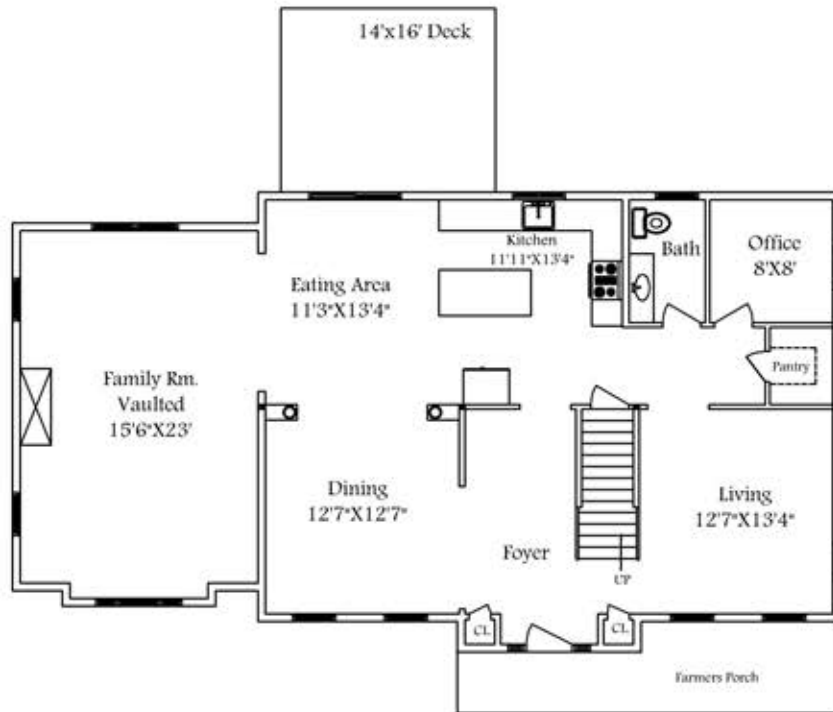
FEATURES	SQUARE FOOTAGE	CONSTRUCTION
Garage: 2 car under	Total Finished: 2570 Sq.Ft.	Foundation: Basement
Bedrooms: 4	1st Level Finished: 1482 Sq.Ft.	Exterior Walls: 2x6
Number of Baths: Full 2, 1/2 1, 3/4 0	2nd Level Finished: 1088 Sq.Ft.	1st Floor Ceiling Height: 8'
	Attic Access Type: Walk up	2nd Floor Ceiling Height: 8'



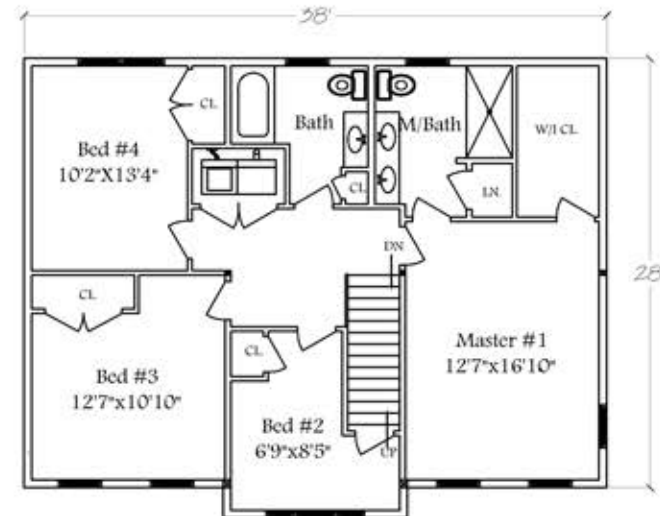
Front Elevation



Right Elevation



1st Floor Layout



2nd Floor Layout

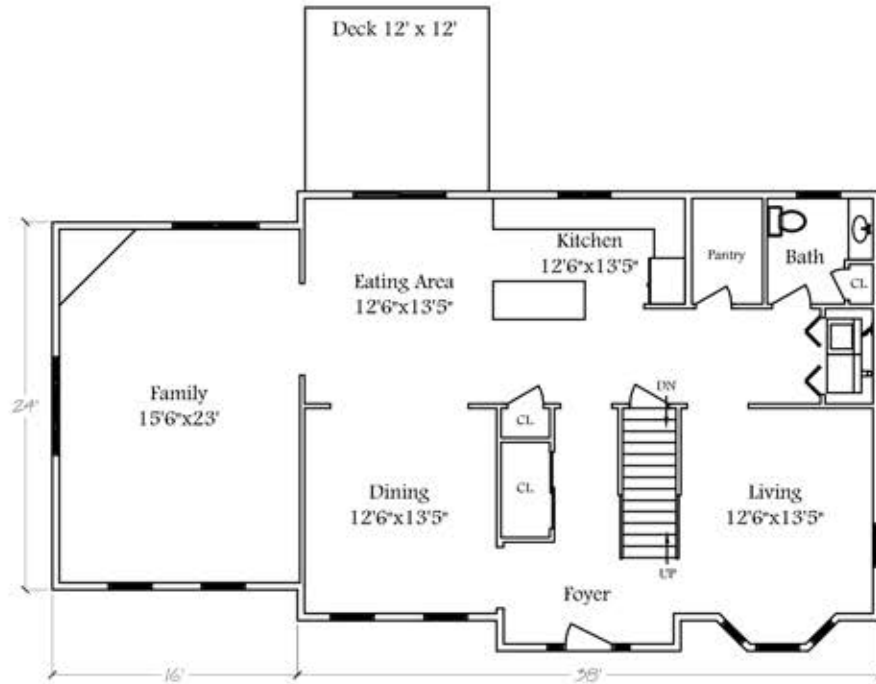
FEATURES	SQUARE FOOTAGE	CONSTRUCTION
Garage: 2 car under	Total Finished: 2570 Sq.Ft.	Foundation: Basement
Bedrooms: 4	1st Level Finished: 1482 Sq.Ft.	Exterior Walls: 2x6
Number of Baths: Full 1/2 3/4	2nd Level Finished: 1088 Sq.Ft.	1st Floor Ceiling Height: 8'
	Attic Access Type: Walk up	2nd Floor Ceiling Height: 8'



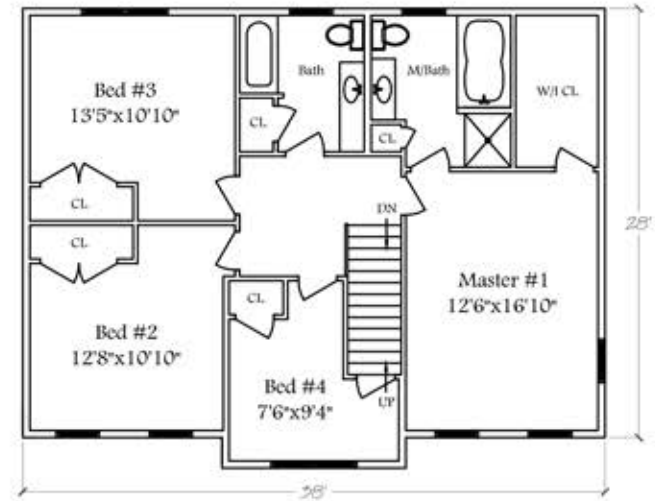
Left Elevation



Front Elevation



1st Floor Layout



2nd Floor Layout

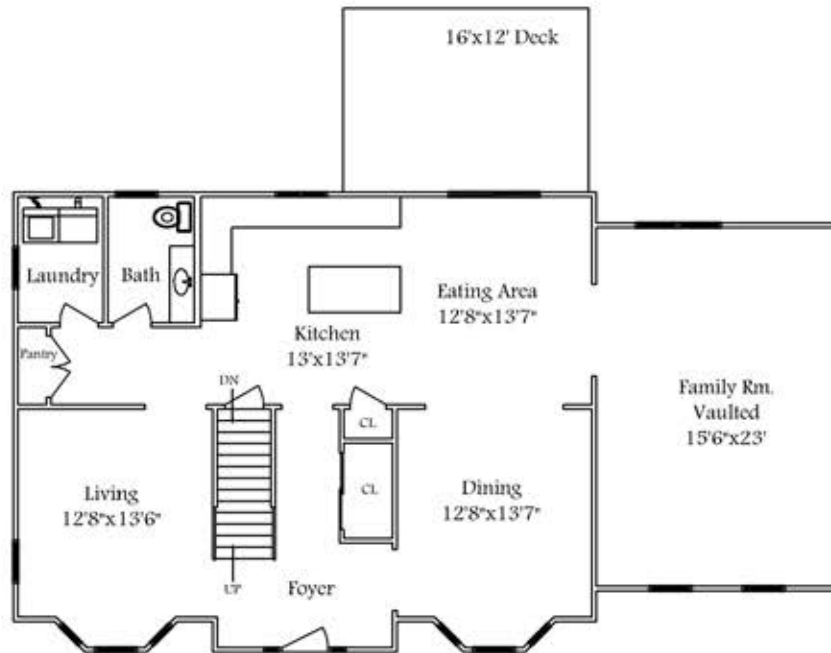
FEATURES	SQUARE FOOTAGE	CONSTRUCTION
Garage: 2 car under	Total Finished: 2572 Sq.Ft.	Foundation: Basement
Bedrooms: 4	1st Level Finished: 1484 Sq.Ft.	Exterior Walls: 2x6
Number of Baths: Full 1/2 3/4	2nd Level Finished: 1088 Sq.Ft.	1st Floor Ceiling Height: 8'
2 1 0	Attic Access Type: Walk up	2nd Floor Ceiling Height: 8'



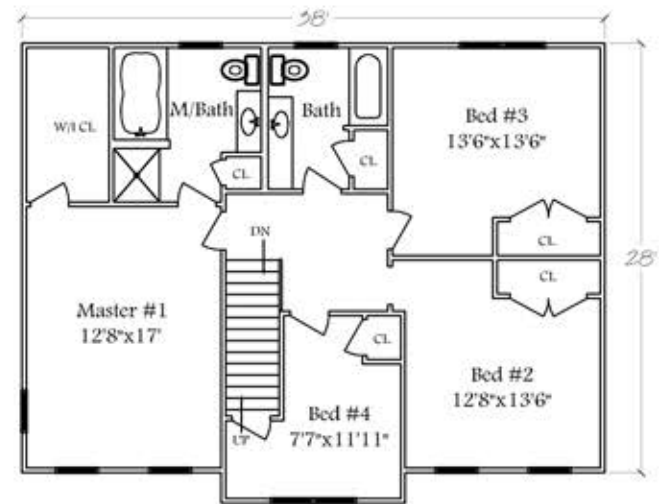
Front Elevation



Right Elevation



1st Floor Layout



2nd Floor Layout

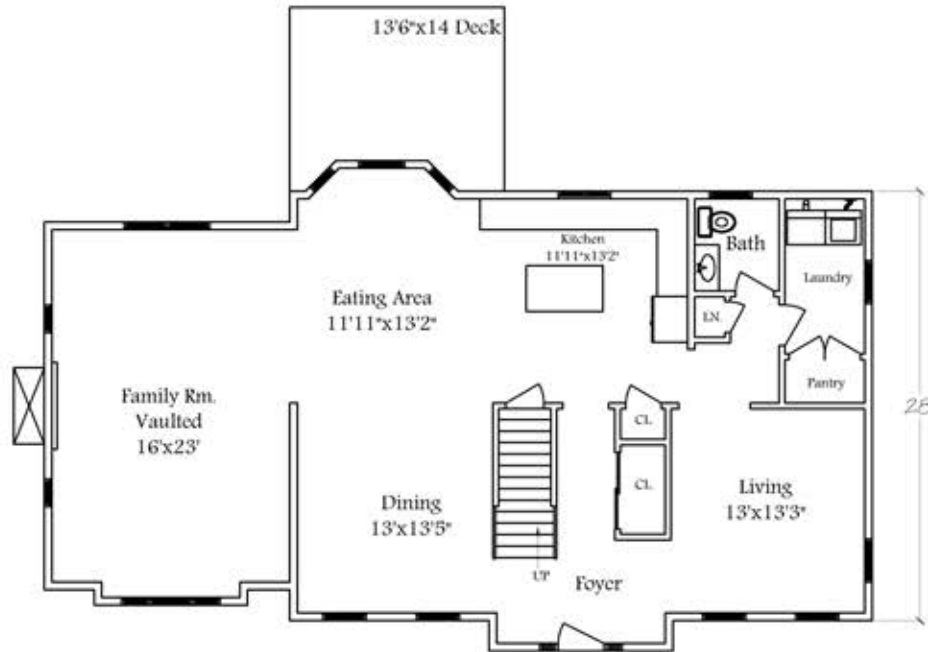
FEATURES	SQUARE FOOTAGE	CONSTRUCTION
Garage: 2 car under	Total Finished: 2584 Sq.Ft.	Foundation: Basement
Bedrooms: 4	1st Level Finished: 1088 Sq.Ft.	Exterior Walls: 2x6
Number Full 1/2 3/4	2nd Level Finished: 1496 Sq.Ft.	1st Floor Ceiling Height: 8'
of Baths: 2 1 0	Attic Access Type: Walk up	2nd Floor Ceiling Height: 8'



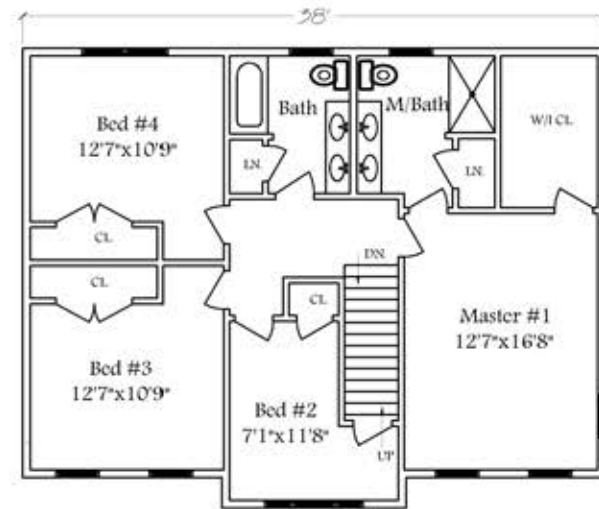
Left Elevation



Front Elevation



1st Floor Layout



2nd Floor Layout

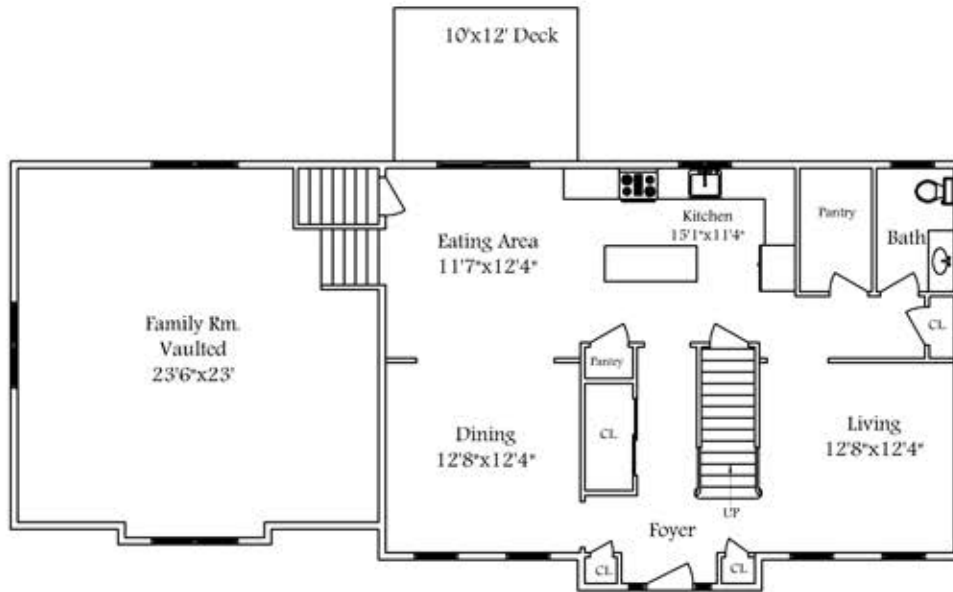
FEATURES	SQUARE FOOTAGE	CONSTRUCTION
Garage: 2 car under	Total Finished: 2586 Sq.Ft.	Foundation: Basement
Bedrooms: 4	1st Level Finished: 1498 Sq.Ft.	Exterior Walls: 2x6
Number Full 1/2 3/4	2nd Level Finished: 1088 Sq.Ft.	1st Floor Ceiling Height: 8'
of Baths: 1 1 1	Attic Access Type: Walk up	2nd Floor Ceiling Height: 8'



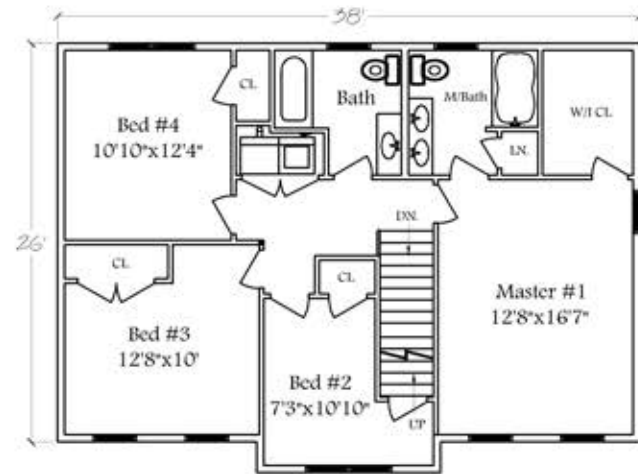
Left Elevation



Front Elevation



1st Floor Layout



2nd Floor Layout

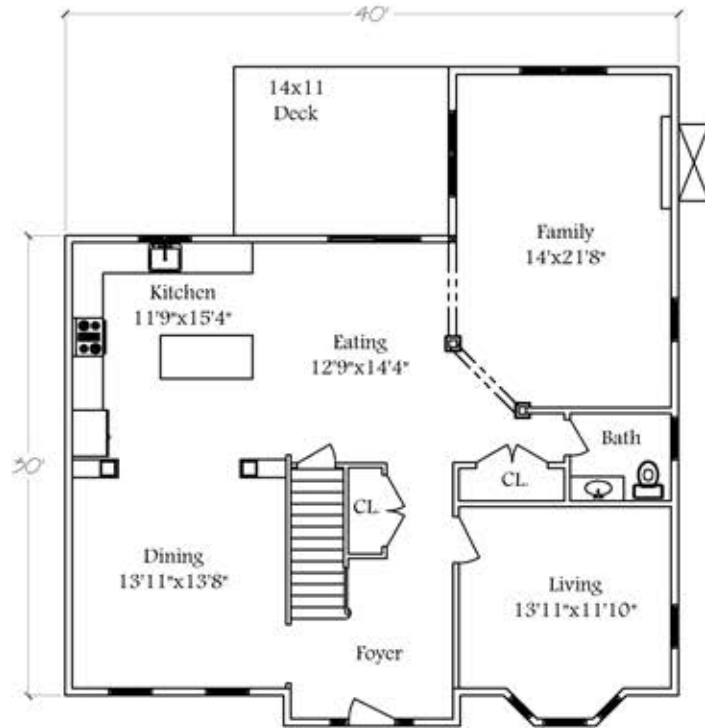
FEATURES	SQUARE FOOTAGE	CONSTRUCTION
Garage: 2 car under	Total Finished: 2610 Sq.Ft.	Foundation: Basement
Bedrooms: 4	1st Level Finished: 1598 Sq.Ft.	Exterior Walls: 2x6
Number Full 1/2 3/4	2nd Level Finished: 1012 Sq.Ft.	1st Floor Ceiling Height: 8'
of Baths: 2 1 0	Attic Access Type: Walk up	2nd Floor Ceiling Height: 8'



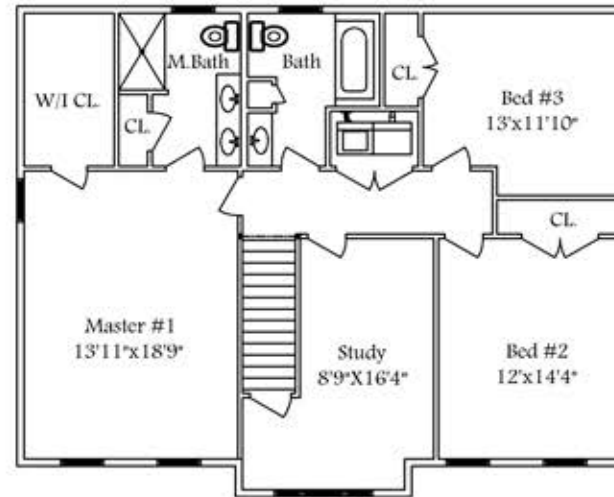
Front Elevation



Right Elevation



1st Floor Layout



2nd Floor Layout

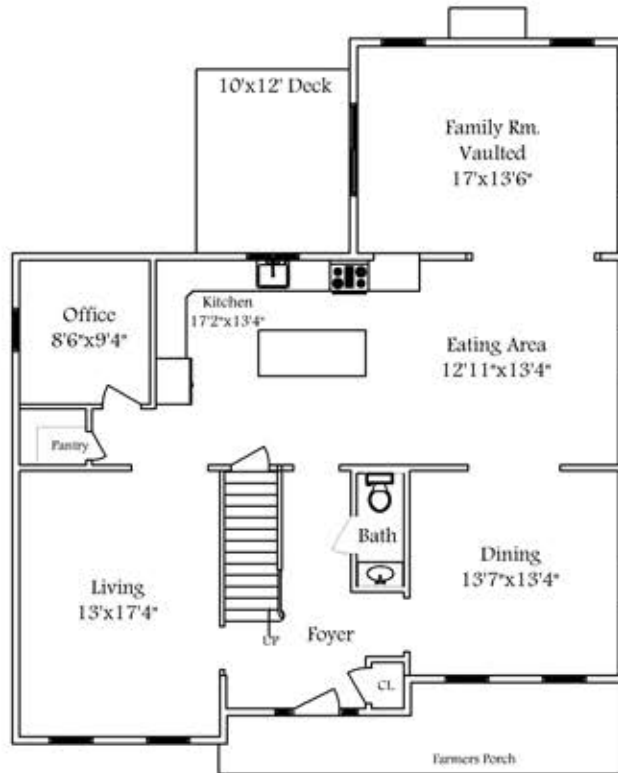
FEATURES	SQUARE FOOTAGE	CONSTRUCTION
Garage: 2-1/2 car under	Total Finished: 2623 Sq.Ft.	Foundation: Basement
Bedrooms: 3	1st Level Finished: 1400 Sq.Ft.	Exterior Walls: 2x6
Number Full 1/2 3/4	2nd Level Finished: 1223 Sq.Ft.	1st Floor Ceiling Height: 8'
of Baths: 1 1 1	Attic Access Type: Walk up	2nd Floor Ceiling Height: 8'



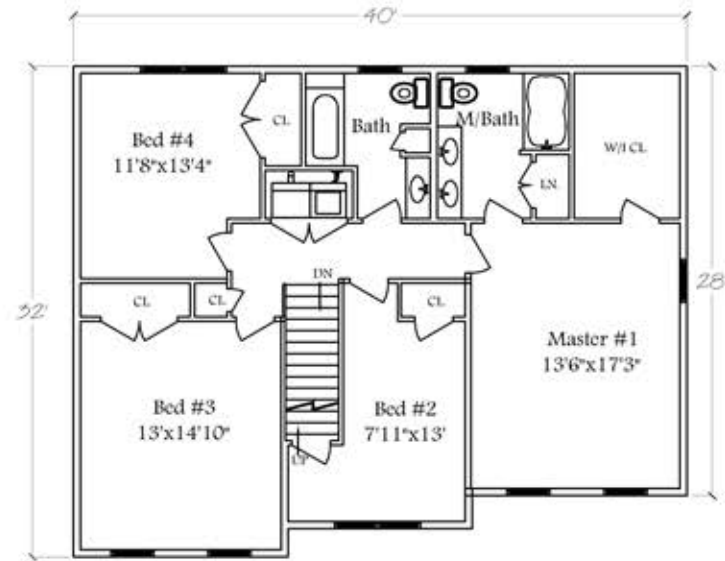
Front Elevation



Right Elevation



1st Floor Layout



2nd Floor Layout

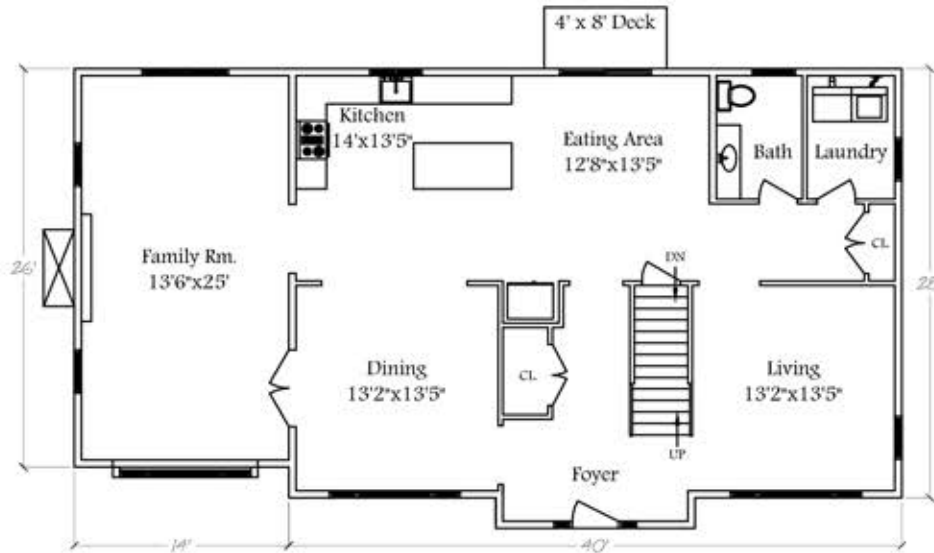
FEATURES	SQUARE FOOTAGE	CONSTRUCTION
Garage: 2 car	Total Finished: 2656 Sq.Ft.	Foundation: Basement
Bedrooms: 4	1st Level Finished: 1454 Sq.Ft.	Exterior Walls: 2x6
Number Full 1/2 3/4	2nd Level Finished: 1202 Sq.Ft.	1st Floor Ceiling Height: 8'
of Baths: 2 1 0	Attic Access Type: Walk up	2nd Floor Ceiling Height: 8'



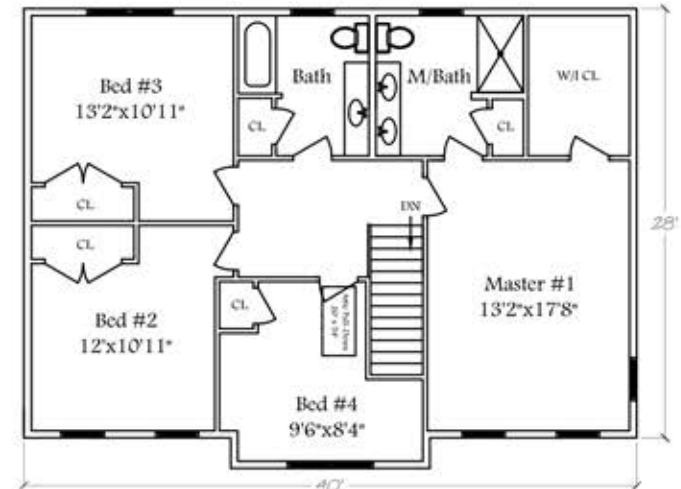
Left Elevation



Front Elevation



1st Floor Layout



2nd Floor Layout

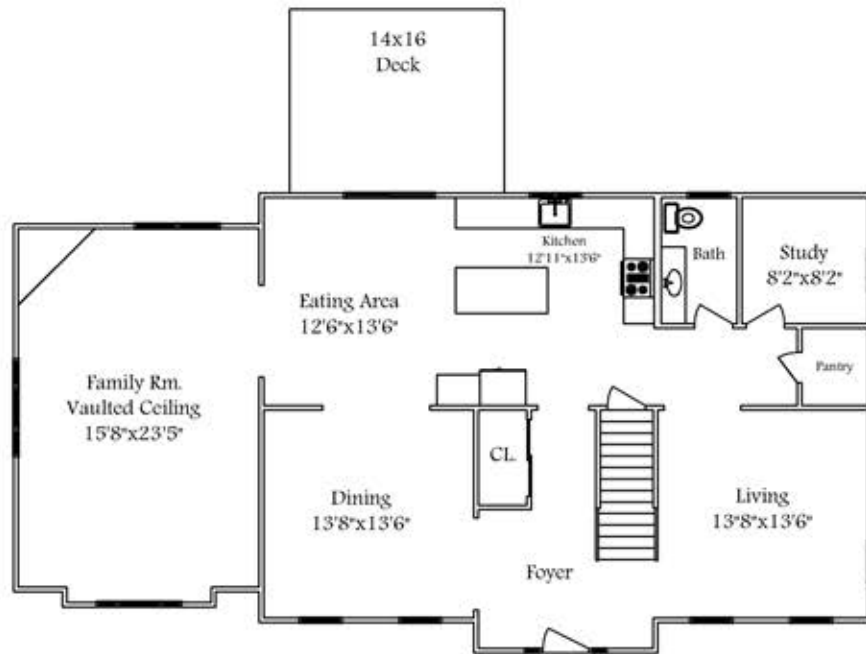
FEATURES	SQUARE FOOTAGE	CONSTRUCTION
Garage: 2 car	Total Finished: 2656 Sq.Ft.	Foundation: Basement
Bedrooms: 4	1st Level Finished: 1510 Sq.Ft.	Exterior Walls: 2x6
Number of Baths: Full 1, 1/2 1, 3/4 1	2nd Level Finished: 1146 Sq.Ft.	1st Floor Ceiling Height: 8'
	Attic Access Type: Pulldown	2nd Floor Ceiling Height: 8'



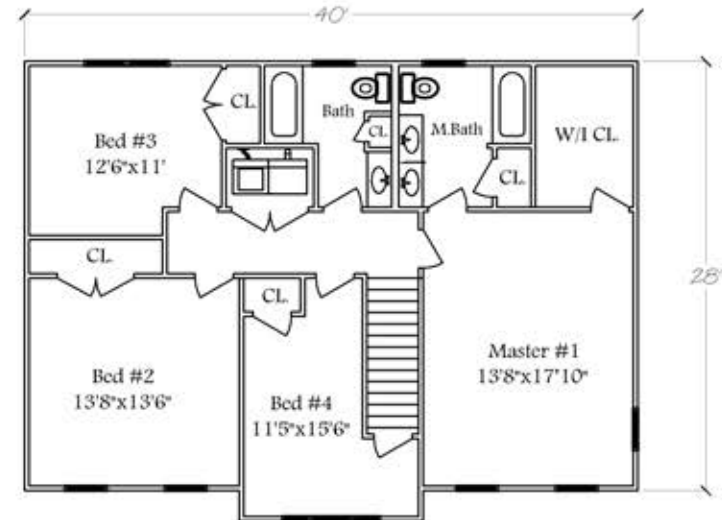
Left Elevation



Front Elevation



1st Floor Layout



2nd Floor Layout

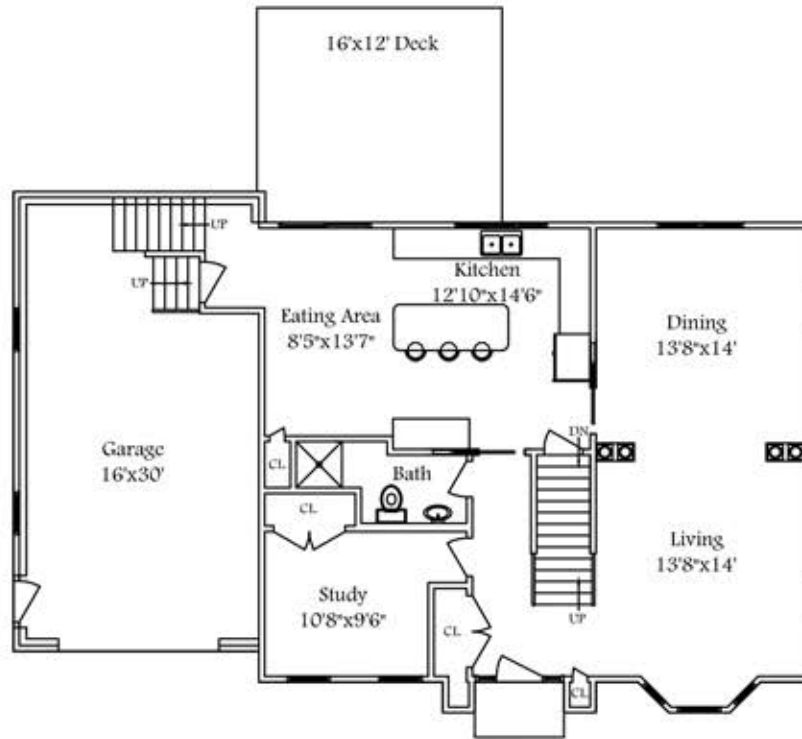
FEATURES	SQUARE FOOTAGE	CONSTRUCTION
Garage: 2 car under	Total Finished: 2682 Sq.Ft.	Foundation: Basement
Bedrooms: 4	1st Level Finished: 1538 Sq.Ft.	Exterior Walls: 2x6
Number Full 1/2 3/4	2nd Level Finished: 1144 Sq.Ft.	1st Floor Ceiling Height: 8'
of Baths: 2 1 0	Attic Access Type: Walk up	2nd Floor Ceiling Height: 8'



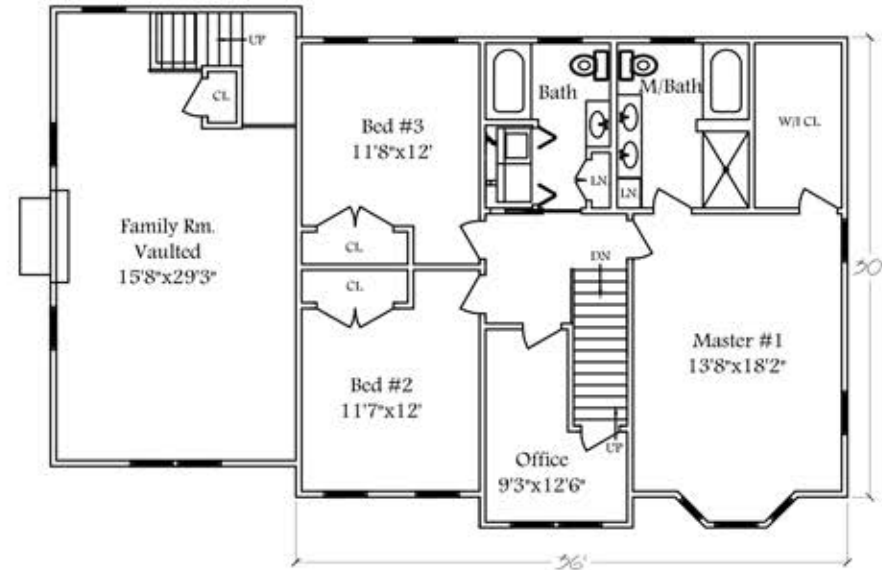
Front Elevation



Right Elevation



1st Floor Layout



2nd Floor Layout

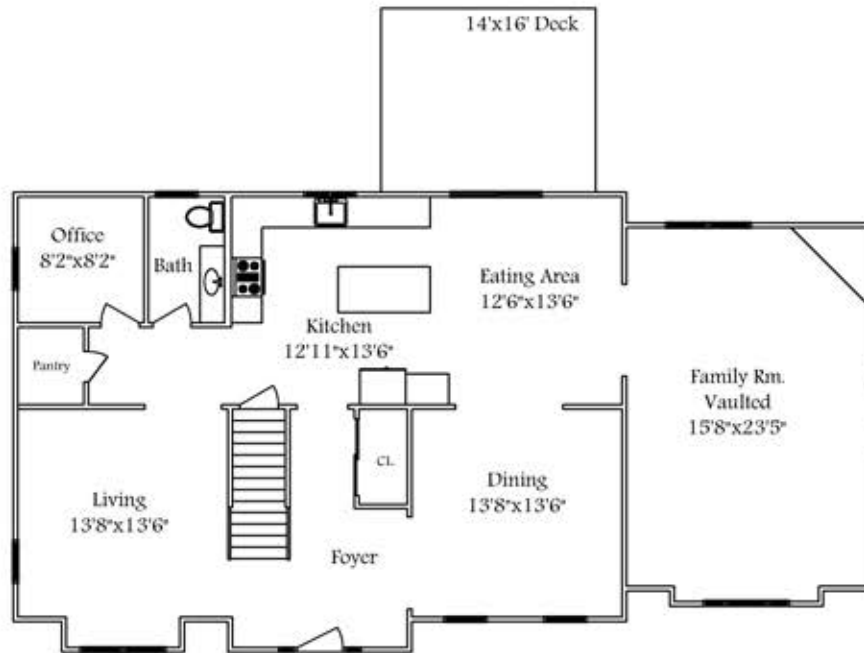
FEATURES	SQUARE FOOTAGE	CONSTRUCTION						
Garage: 1 car	Total Finished: 2692 Sq.Ft.	Foundation: Basement						
Bedrooms: 3	1st Level Finished: 1100 Sq.Ft.	Exterior Walls: 2x4						
Number of Baths: <table border="1" style="display: inline-table; vertical-align: middle;"> <tr> <td>Full</td> <td>1/2</td> <td>3/4</td> </tr> <tr> <td>2</td> <td>0</td> <td>1</td> </tr> </table>	Full	1/2	3/4	2	0	1	2nd Level Finished: 1592 Sq.Ft.	1st Floor Ceiling Height: 8'
Full	1/2	3/4						
2	0	1						
	Attic Access Type: Walk up	2nd Floor Ceiling Height: 8'						



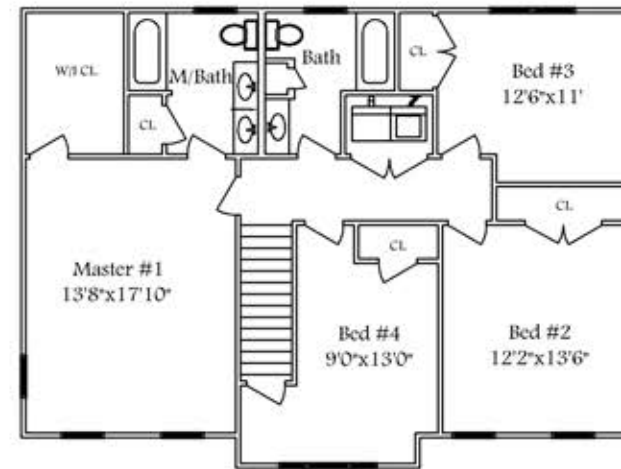
Front Elevation



Right Elevation



1st Floor Layout



2nd Floor Layout

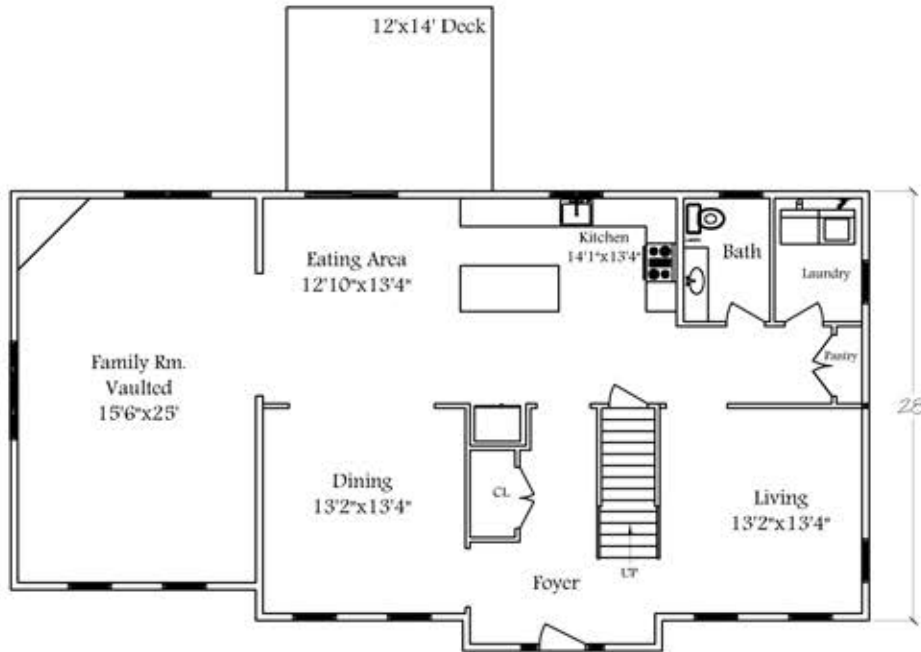
FEATURES	SQUARE FOOTAGE	CONSTRUCTION
Garage: 2 car under	Total Finished: 2698 Sq.Ft.	Foundation: Basement
Bedrooms: 4	1st Level Finished: 1554 Sq.Ft.	Exterior Walls: 2x6
Number Full 1/2 3/4	2nd Level Finished: 1144 Sq.Ft.	1st Floor Ceiling Height: 8'
of Baths: 2 1 0	Attic Access Type: Walk up	2nd Floor Ceiling Height: 8'



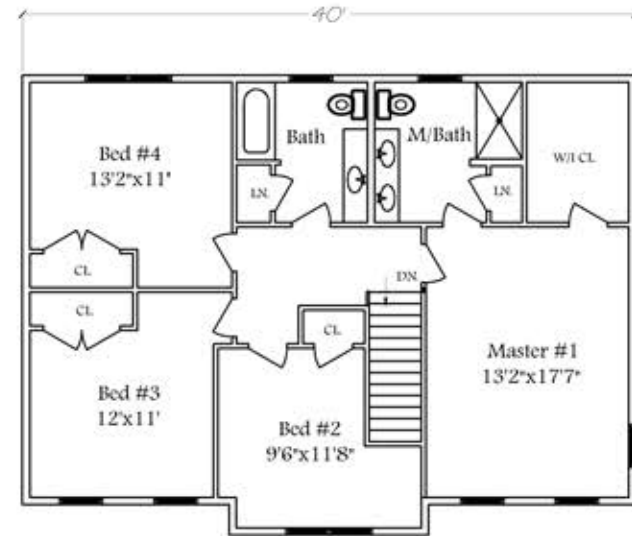
Left Elevation



Front Elevation



1st Floor Layout



2nd Floor Layout

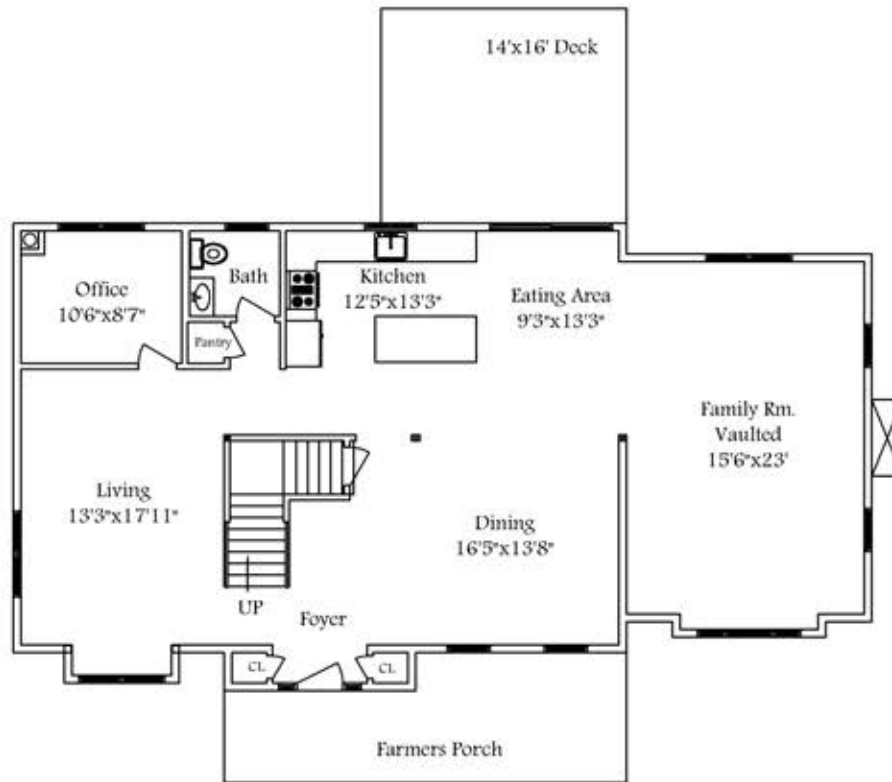
FEATURES	SQUARE FOOTAGE	CONSTRUCTION
Garage: 2 car under	Total Finished: 2708 Sq.Ft.	Foundation: Basement
Bedrooms: 4	1st Level Finished: 1562 Sq.Ft.	Exterior Walls: 2x6
Number of Baths: Full 1, 1/2 1, 3/4 1	2nd Level Finished: 1146 Sq.Ft.	1st Floor Ceiling Height: 8'
	Attic Access Type: Pull down	2nd Floor Ceiling Height: 8'



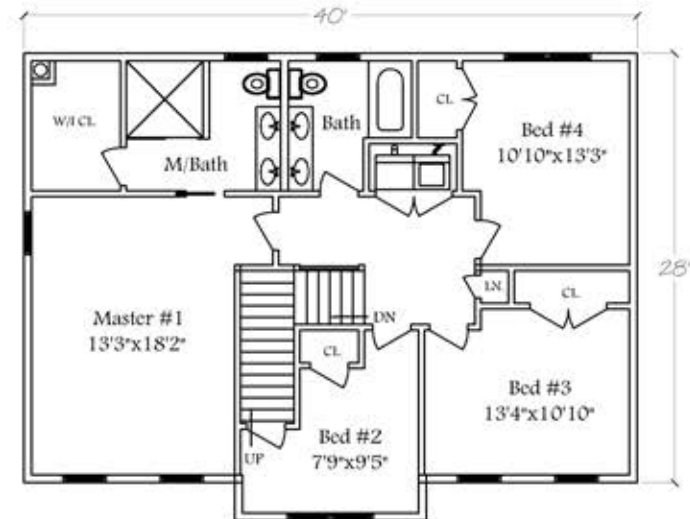
Front Elevation



Right Elevation



1st Floor Layout



2nd Floor Layout

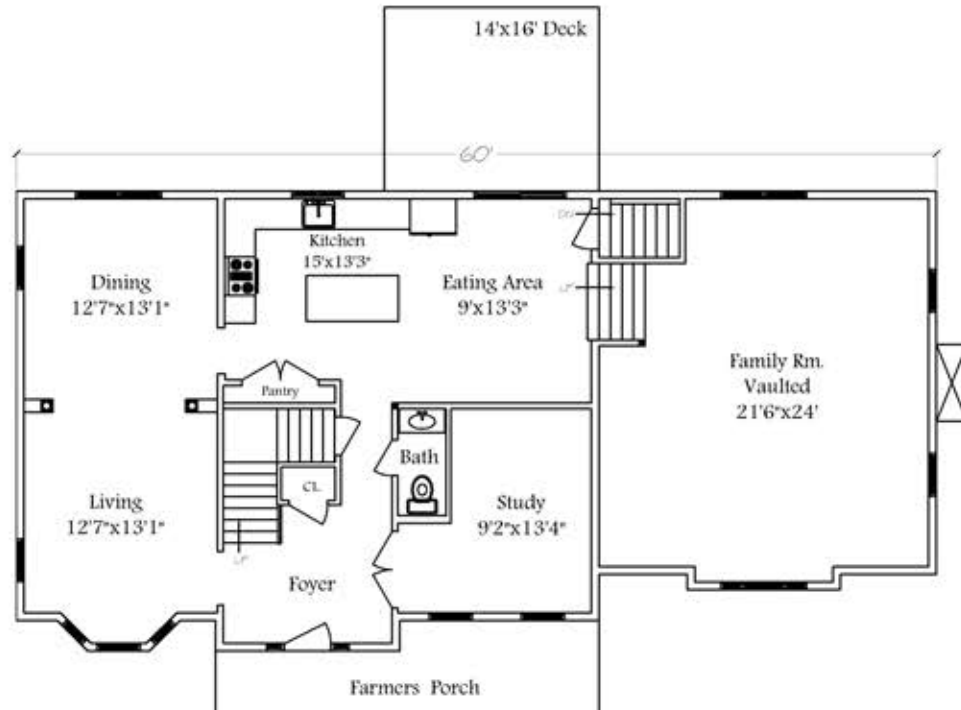
FEATURES	SQUARE FOOTAGE	CONSTRUCTION
Garage: 2 car	Total Finished: 2709 Sq.Ft.	Foundation: Basement
Bedrooms: 4	1st Level Finished: 1560 Sq.Ft.	Exterior Walls: 2x6
Number of Baths: 1 Full 1 1/2 3/4	2nd Level Finished: 1149 Sq.Ft.	1st Floor Ceiling Height: 9'
	Attic Access Type: Walk up	2nd Floor Ceiling Height: 8'



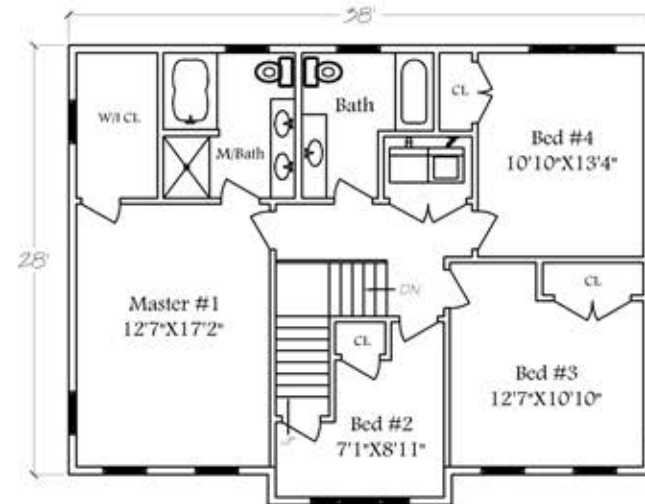
Left Elevation



Front Elevation



1st Floor Layout



2nd Floor Layout

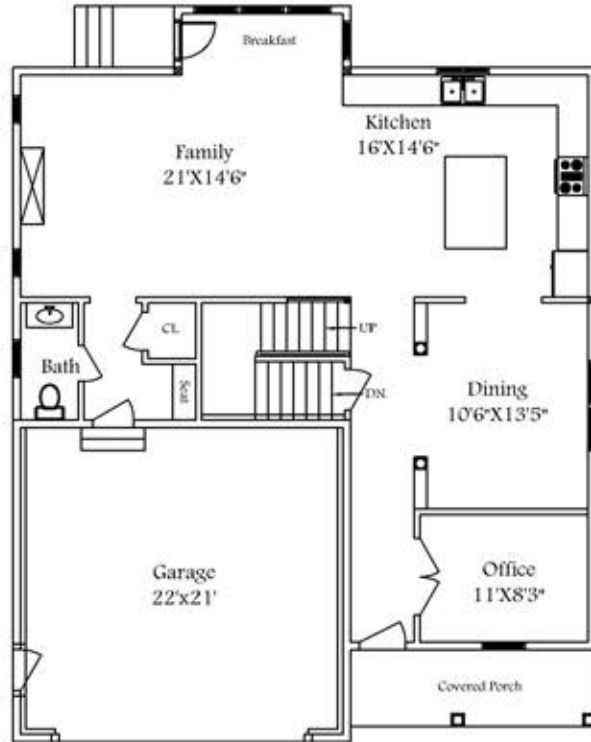
FEATURES	SQUARE FOOTAGE	CONSTRUCTION
Garage: 2 car	Total Finished: 2746 Sq.Ft.	Foundation: Basement
Bedrooms: 4	1st Level Finished: 1660 Sq.Ft.	Exterior Walls: 2x6
Number Full 1/2 3/4	2nd Level Finished: 1086 Sq.Ft.	1st Floor Ceiling Height: 8'
of Baths: 2 1 0	Attic Access Type: Walk up	2nd Floor Ceiling Height: 8'



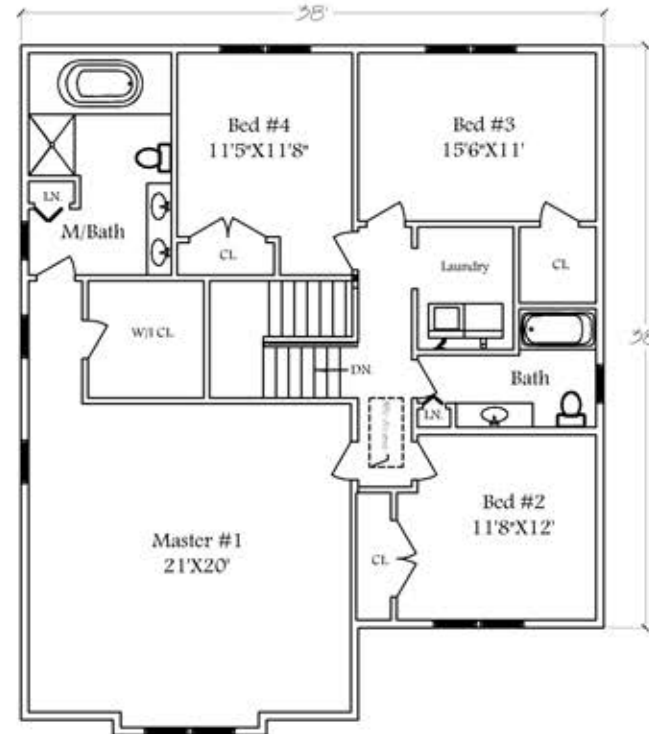
Left Elevation



Front Elevation



1st Floor Layout



2nd Floor Layout

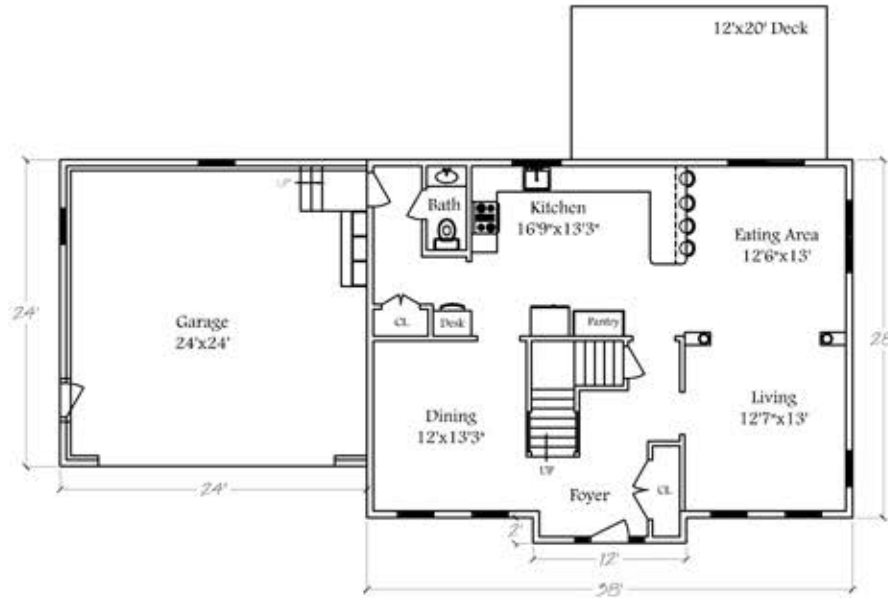
FEATURES	SQUARE FOOTAGE	CONSTRUCTION
Garage: 2 car	Total Finished: 2746 Sq.Ft.	Foundation: Basement
Bedrooms: 4	1st Level Finished: 1160 Sq.Ft.	Exterior Walls: 2x6
Number Full 1/2 3/4	2nd Level Finished: 1586 Sq.Ft.	1st Floor Ceiling Height: 9'
of Baths: 2 1 0	Attic Access Type: Pull down	2nd Floor Ceiling Height: 8'



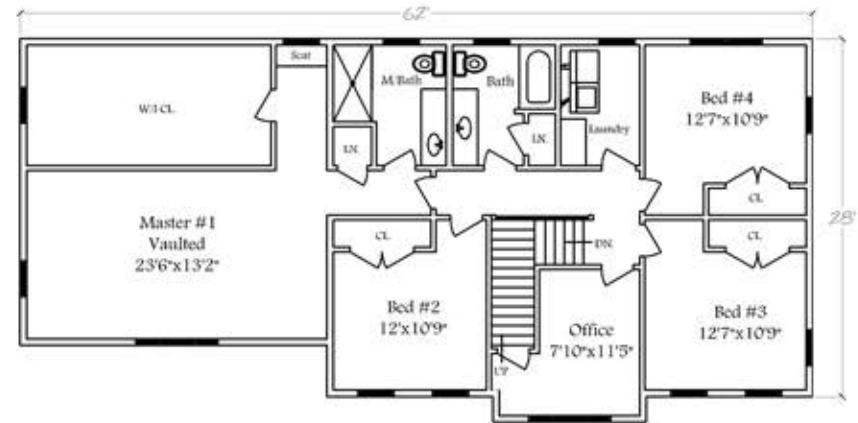
Left Elevation



Front Elevation



1st Floor Layout



2nd Floor Layout

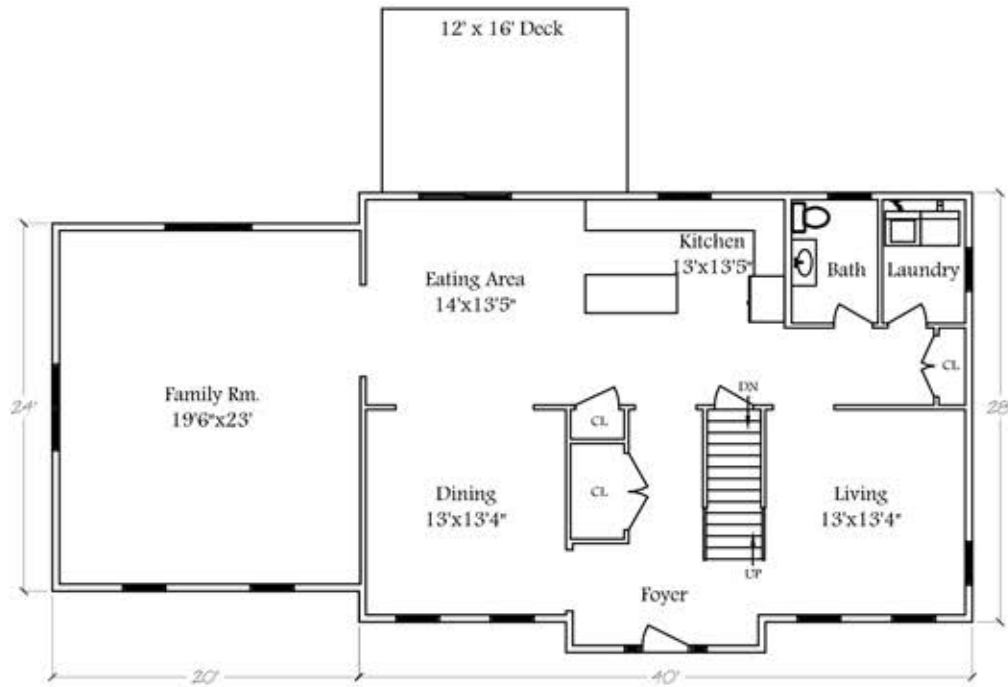
FEATURES	SQUARE FOOTAGE	CONSTRUCTION
Garage: 2 car	Total Finished: 2752 Sq.Ft.	Foundation: Basement
Bedrooms: 4	1st Level Finished: 1088 Sq.Ft.	Exterior Walls: 2x6
Number of Baths: 1 Full 1 1/2 3/4	2nd Level Finished: 1664 Sq.Ft.	1st Floor Ceiling Height: 8'
	Attic Access Type: Walk up	2nd Floor Ceiling Height: 8'



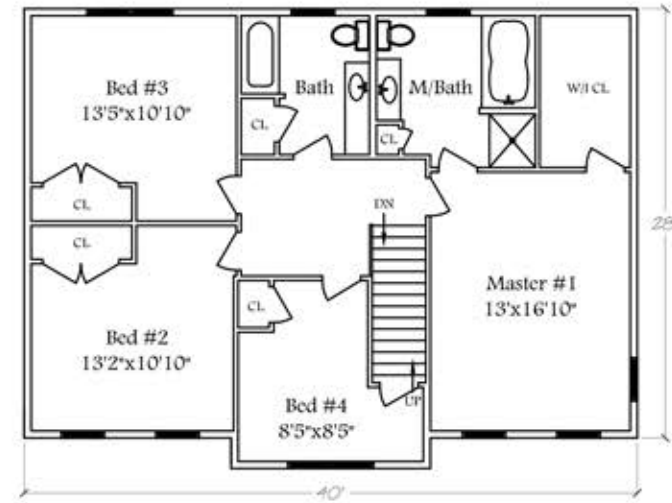
Left Elevation



Front Elevation



1st Floor Layout



2nd Floor Layout

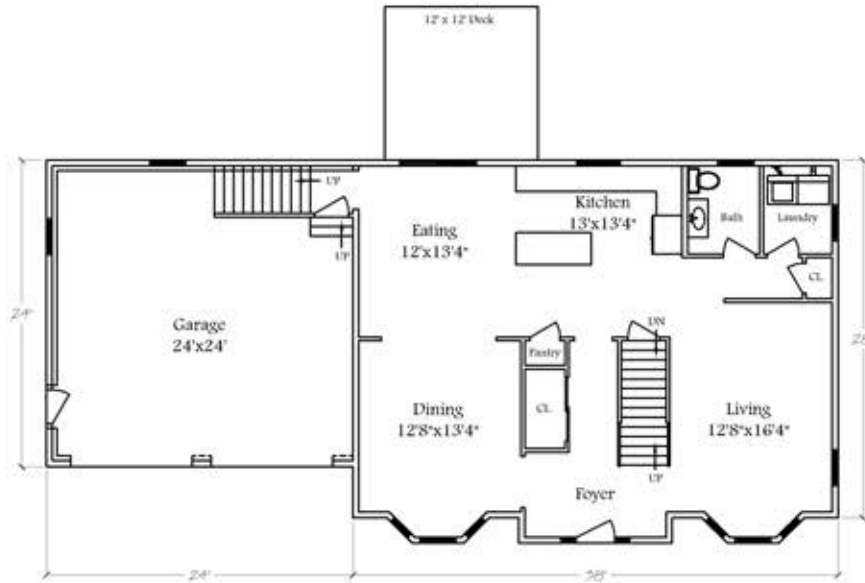
FEATURES	SQUARE FOOTAGE	CONSTRUCTION
Garage: 2 car	Total Finished: 2772 Sq.Ft.	Foundation: Basement
Bedrooms: 4	1st Level Finished: 1626 Sq.Ft.	Exterior Walls: 2x6
Number Full 1/2 3/4	2nd Level Finished: 1146 Sq.Ft.	1st Floor Ceiling Height: 8'
of Baths: 2 1 0	Attic Access Type: Walk up	2nd Floor Ceiling Height: 8'



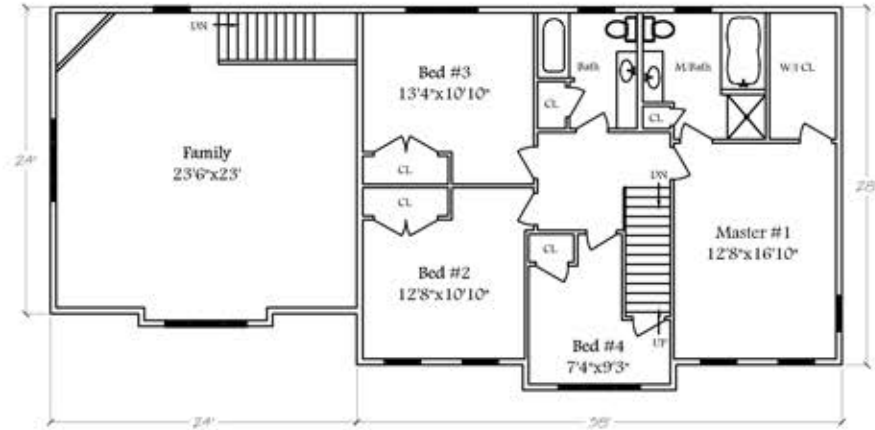
Left Elevation



Front Elevation



1st Floor Layout



2nd Floor Layout

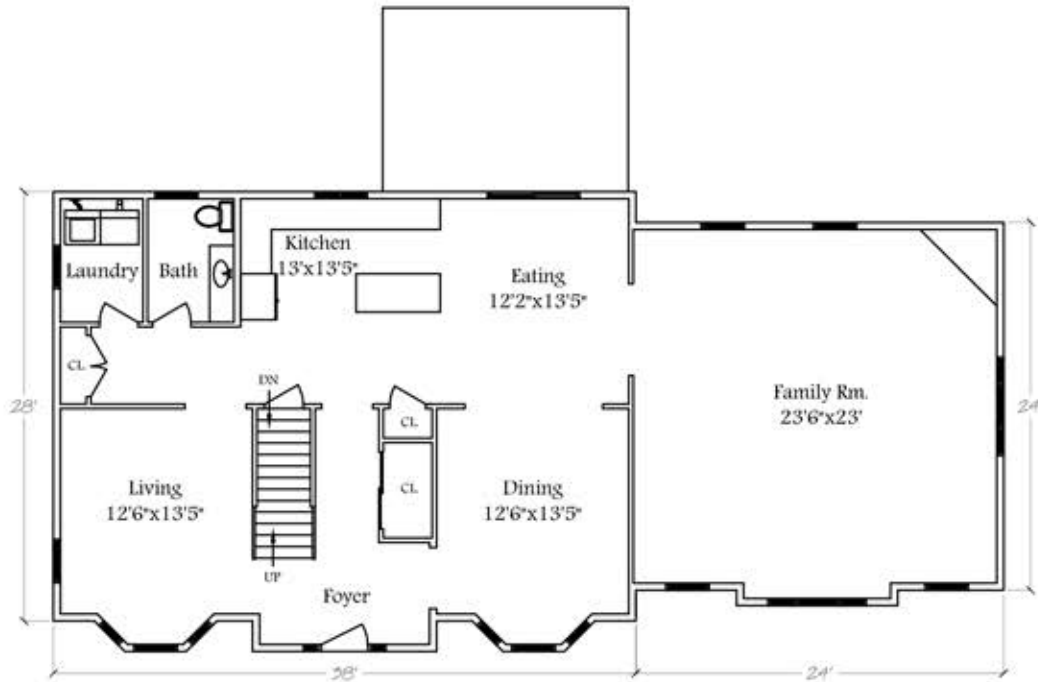
FEATURES	SQUARE FOOTAGE	CONSTRUCTION
Garage: 2 car	Total Finished: 2786 Sq.Ft.	Foundation: Basement
Bedrooms: 4	1st Level Finished: 1112 Sq.Ft.	Exterior Walls: 2x6
Number of Baths: Full 2, 1/2 1, 3/4 0	2nd Level Finished: 1674 Sq.Ft.	1st Floor Ceiling Height: 8'
	Attic Access Type: Walk up	2nd Floor Ceiling Height: 8'



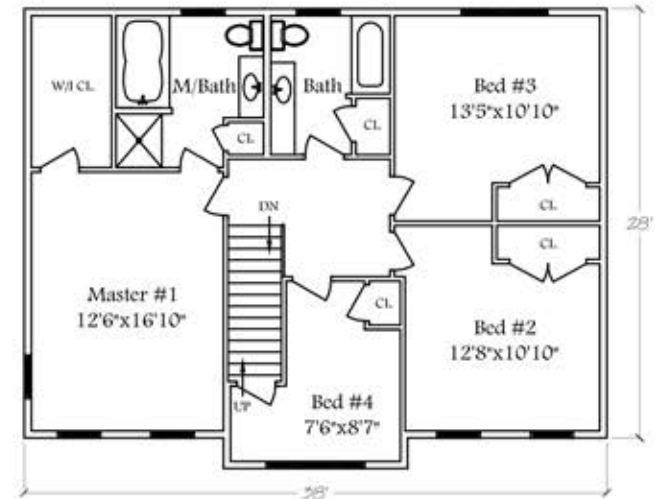
Front Elevation



Right Elevation



1st Floor Layout



2nd Floor Layout

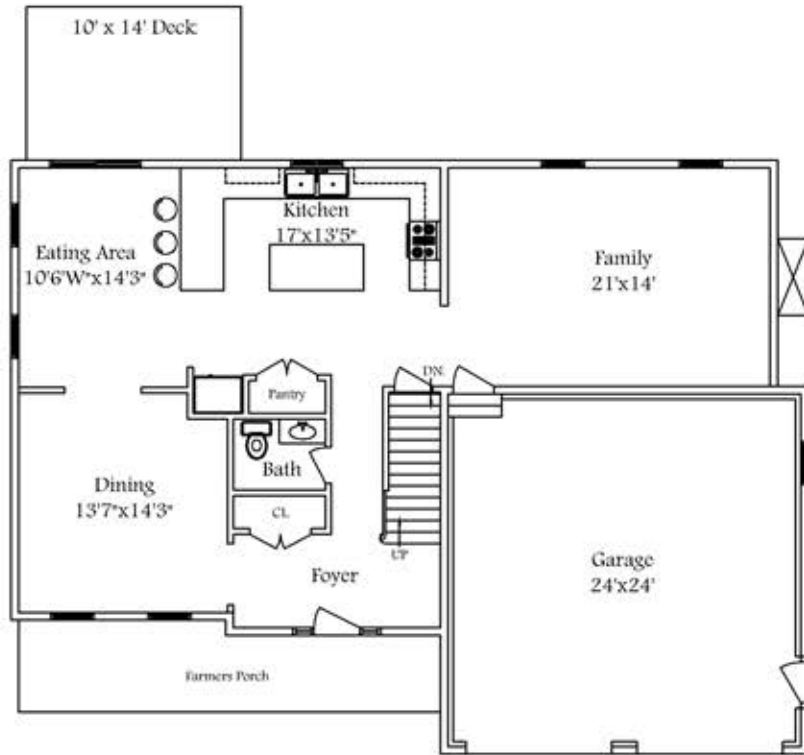
FEATURES	SQUARE FOOTAGE	CONSTRUCTION
Garage: 2 car	Total Finished: 2786 Sq.Ft.	Foundation: Basement
Bedrooms: 4	1st Level Finished: 1698 Sq.Ft.	Exterior Walls: 2x6
Number Full 1/2 3/4	2nd Level Finished: 1088 Sq.Ft.	1st Floor Ceiling Height: 8'
of Baths: 2 1 0	Attic Access Type: Walk up	2nd Floor Ceiling Height: 8'



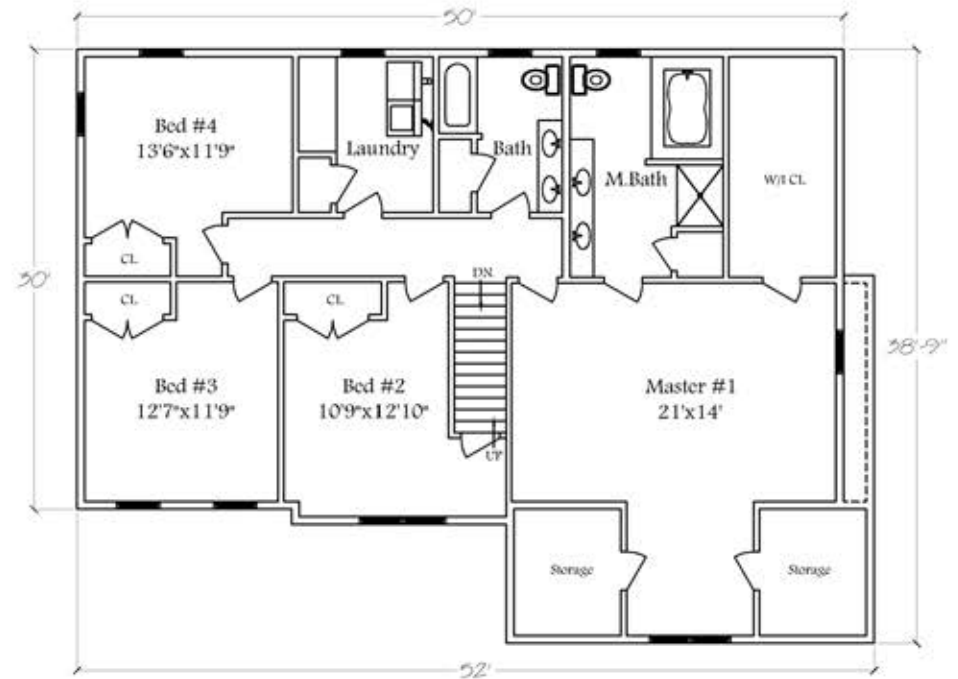
Front Elevation



Right Elevation



1st Floor Layout



2nd Floor Layout

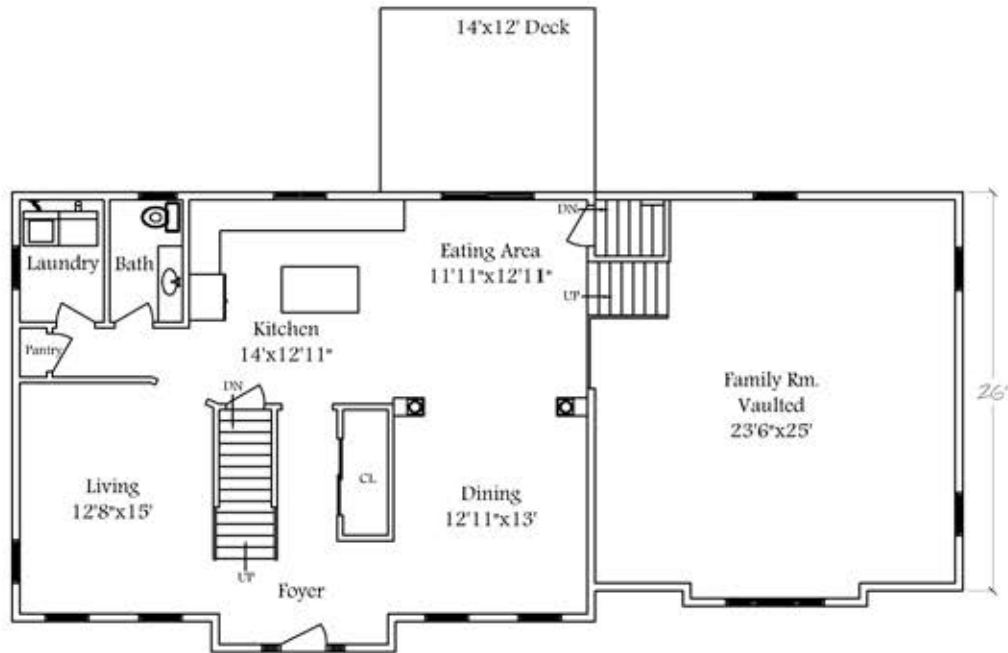
FEATURES	SQUARE FOOTAGE	CONSTRUCTION
Garage: 2 car	Total Finished: 2800 Sq.Ft.	Foundation: Basement
Bedrooms: 4	1st Level Finished: 1183 Sq.Ft.	Exterior Walls: 2x6
Number Full 1/2 3/4	2nd Level Finished: 1617 Sq.Ft.	1st Floor Ceiling Height: 8'
of Baths: 2 1 0	Attic Access Type: Walk up	2nd Floor Ceiling Height: 8'



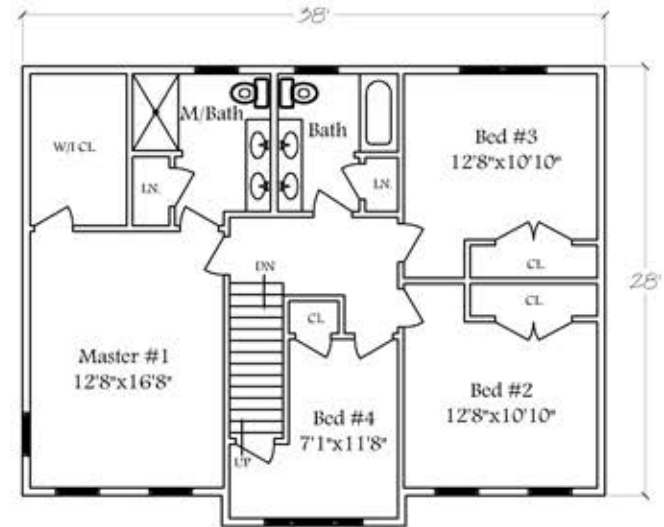
Front Elevation



Right Elevation



1st Floor Layout



2nd Floor Layout

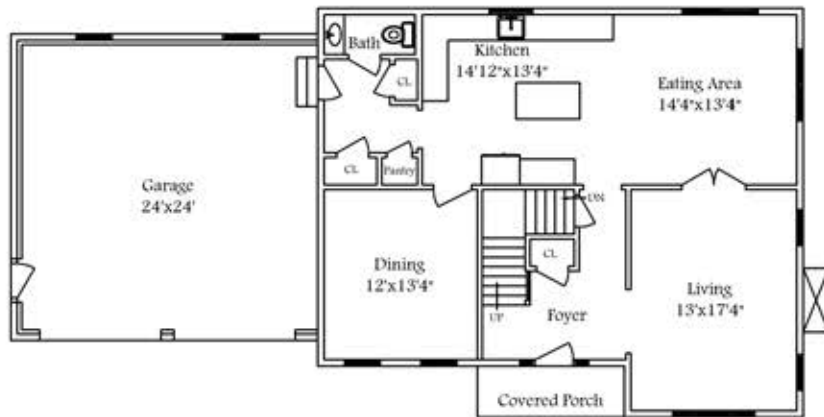
FEATURES	SQUARE FOOTAGE	CONSTRUCTION
Garage: 2 car	Total Finished: 2812 Sq.Ft.	Foundation: Basement
Bedrooms: 4	1st Level Finished: 1724 Sq.Ft.	Exterior Walls: 2x6
Number Full 1/2 3/4	2nd Level Finished: 1088 Sq.Ft.	1st Floor Ceiling Height: 8'
of Baths: 1 1 1	Attic Access Type: Walk up	2nd Floor Ceiling Height: 8'



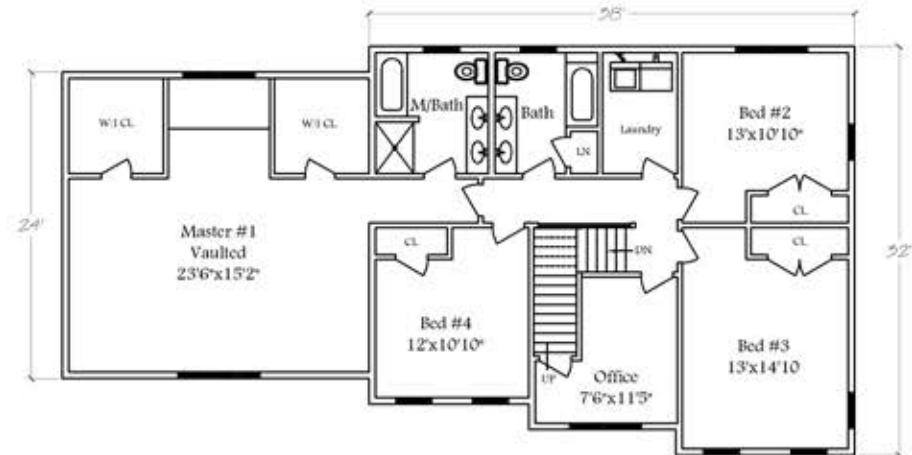
Front Elevation



Right Elevation



1st Floor Layout



2nd Floor Layout

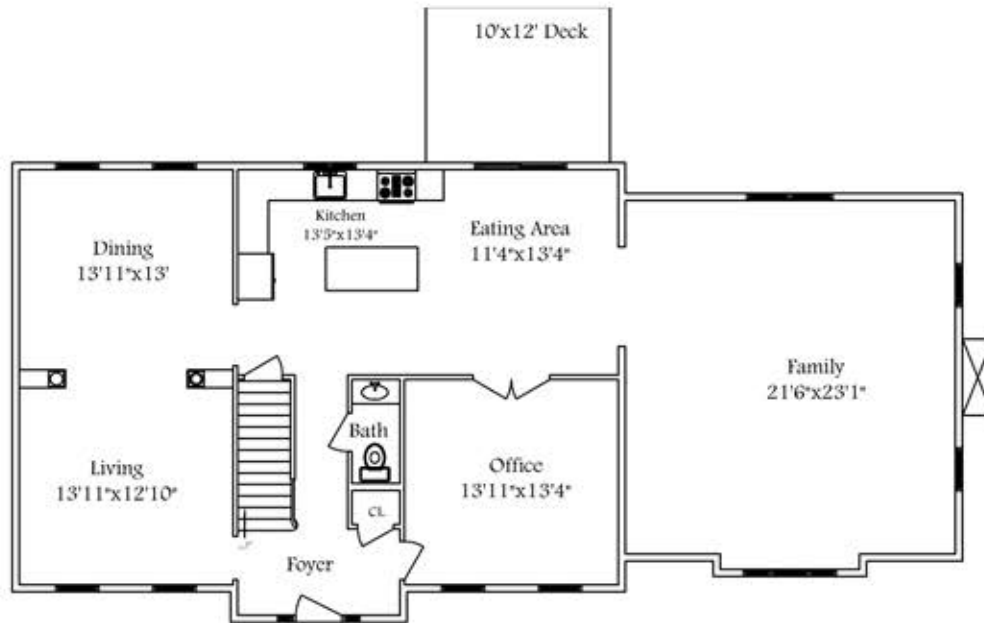
FEATURES	SQUARE FOOTAGE	CONSTRUCTION
Garage: 2 car	Total Finished: 2839 Sq.Ft.	Foundation: Basement
Bedrooms: 4	1st Level Finished: 1120 Sq.Ft.	Exterior Walls: 2x6
Number Full 1/2 3/4	2nd Level Finished: 1719 Sq.Ft.	1st Floor Ceiling Height: 8'
of Baths: 2 1 0	Attic Access Type: Walk up	2nd Floor Ceiling Height: 8'



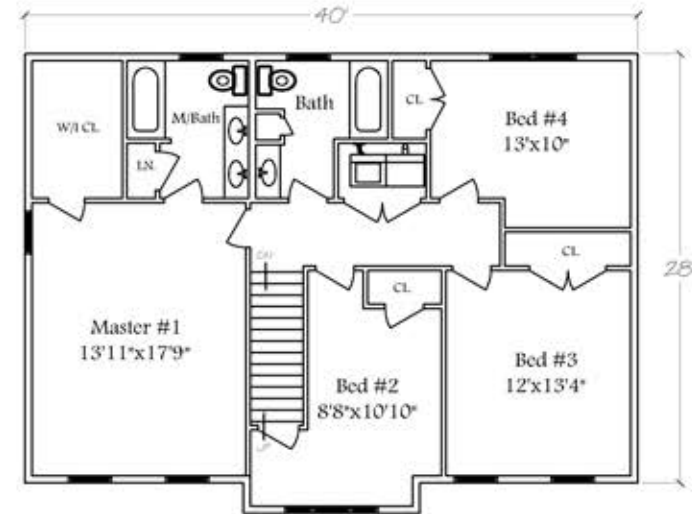
Front Elevation



Right Elevation

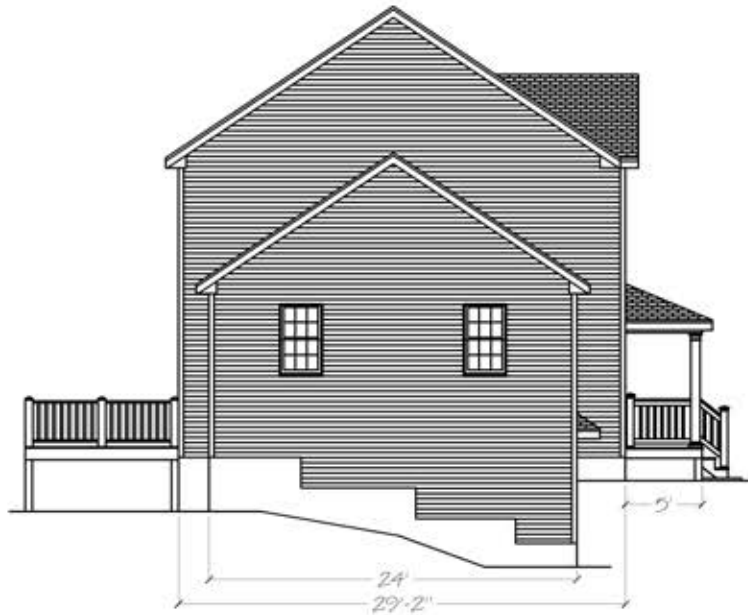


1st Floor Layout



2nd Floor Layout

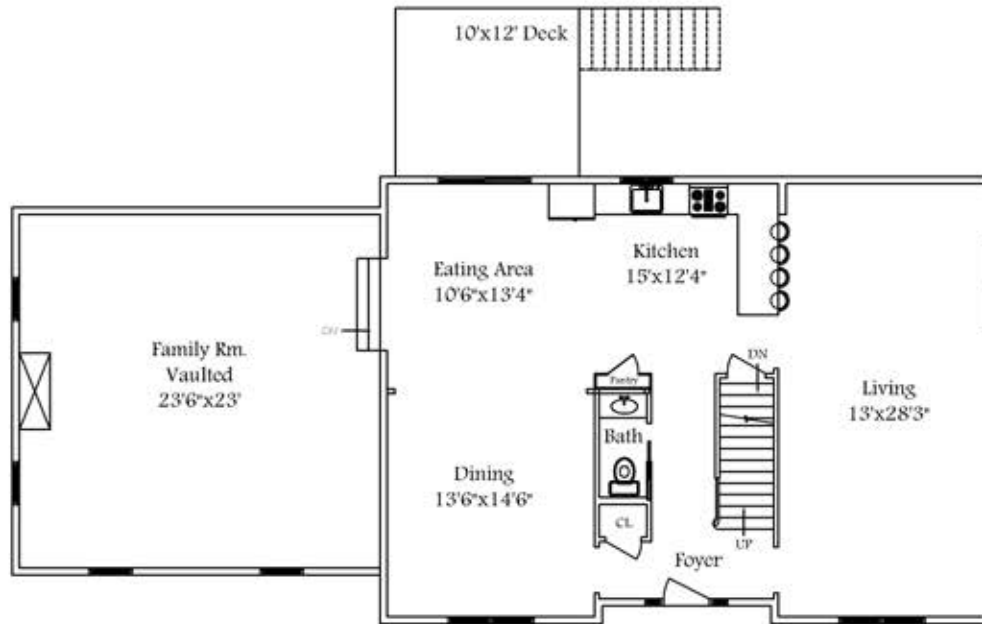
FEATURES	SQUARE FOOTAGE	CONSTRUCTION
Garage: 2 car under	Total Finished: 2872 Sq.Ft.	Foundation: Basement
Bedrooms: 4	1st Level Finished: 1729 Sq.Ft.	Exterior Walls: 2x6
Number of Baths: Full 2, 1/2 1, 3/4 0	2nd Level Finished: 1143 Sq.Ft.	1st Floor Ceiling Height: 8'
	Attic Access Type: Walk up	2nd Floor Ceiling Height: 8'



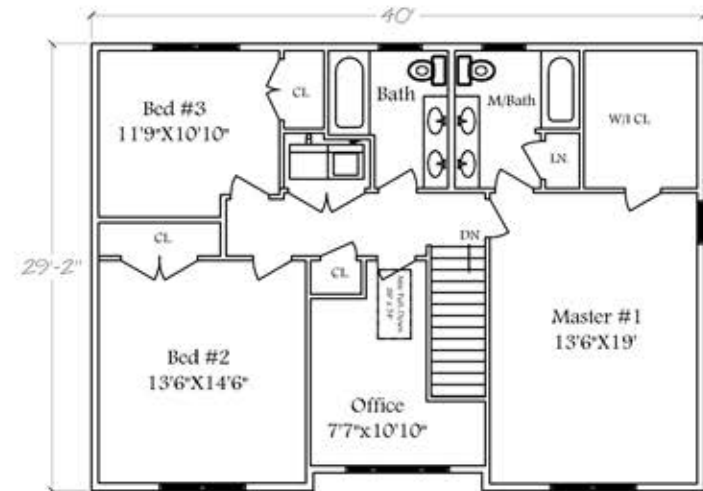
Left Elevation



Front Elevation



1st Floor Layout



2nd Floor Layout

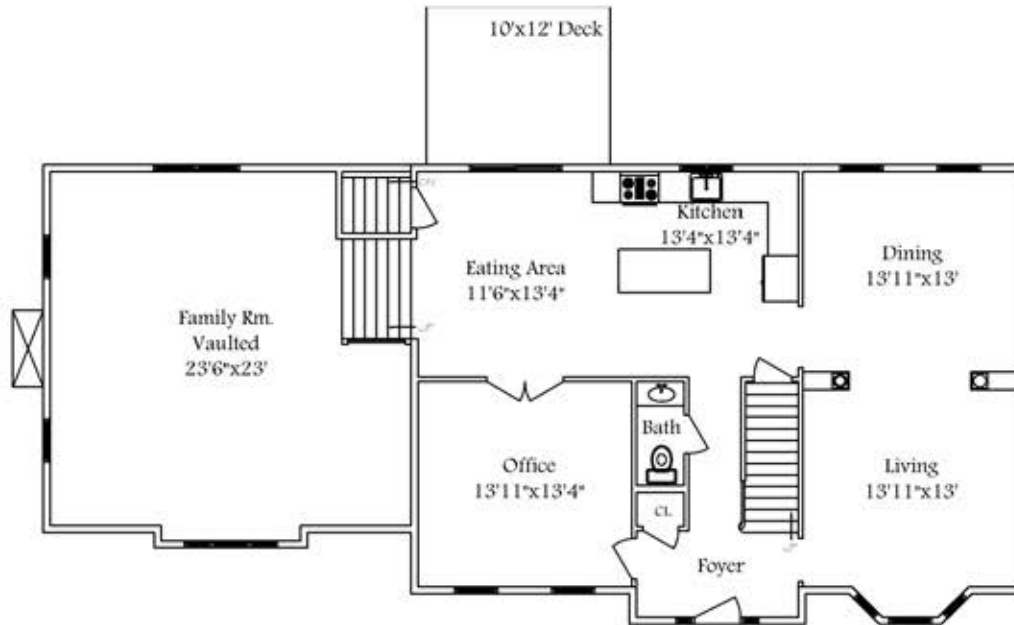
FEATURES	SQUARE FOOTAGE	CONSTRUCTION
Garage: 2 car	Total Finished: 2882 Sq.Ft.	Foundation: Basement
Bedrooms: 3	1st Level Finished: 1729 Sq.Ft.	Exterior Walls: 2x6
Number Full 1/2 3/4	2nd Level Finished: 1153 Sq.Ft.	1st Floor Ceiling Height: 8'
of Baths: 2 1 0	Attic Access Type: Pull Down	2nd Floor Ceiling Height: 8'



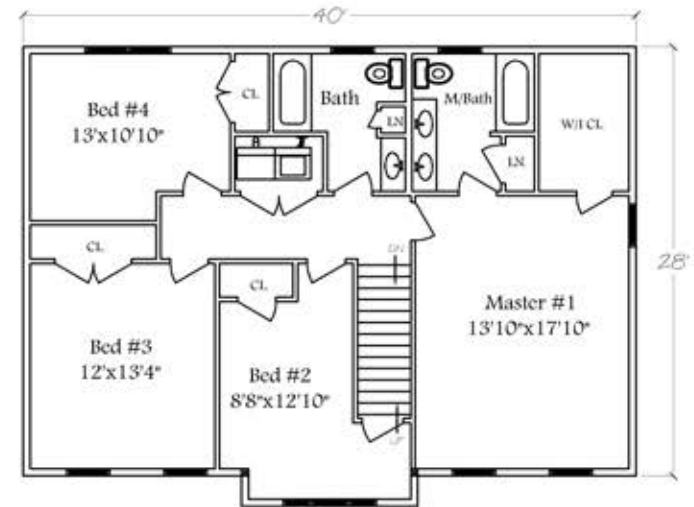
Left Elevation



Front Elevation



1st Floor Layout



2nd Floor Layout

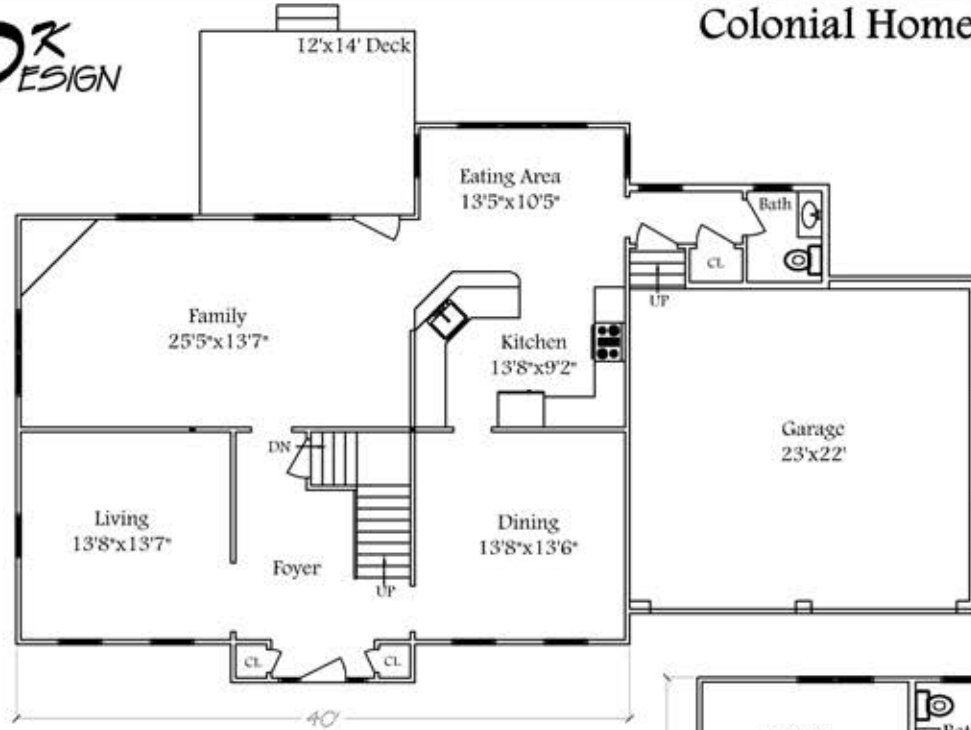
FEATURES	SQUARE FOOTAGE	CONSTRUCTION
Garage: 2 car under	Total Finished: 2884 Sq.Ft.	Foundation: Basement
Bedrooms: 4	1st Level Finished: 1741 Sq.Ft.	Exterior Walls: 2x6
Number Full 1/2 3/4	2nd Level Finished: 1143 Sq.Ft.	1st Floor Ceiling Height: 8'
of Baths: 2 1 0	Attic Access Type: Walk up	2nd Floor Ceiling Height: 8'



Left Elevation



Front Elevation



1st Floor Layout



2nd Floor Layout

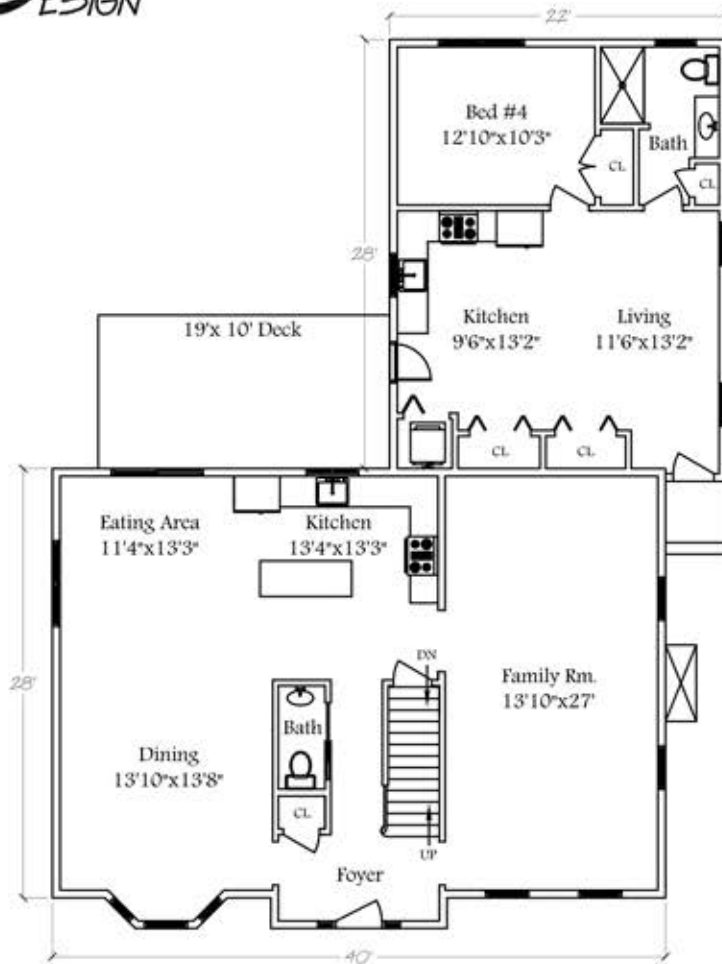
FEATURES	SQUARE FOOTAGE	CONSTRUCTION						
Garage: 2 car	Total Finished: 2888 Sq.Ft.	Foundation: Basement						
Bedrooms: 4	1st Level Finished: 1322 Sq.Ft.	Exterior Walls: 2x6						
Number of Baths: <table border="1" style="display: inline-table; vertical-align: middle;"><tr><td>Full</td><td>1/2</td><td>3/4</td></tr><tr><td>1</td><td>1</td><td>1</td></tr></table>	Full	1/2	3/4	1	1	1	2nd Level Finished: 1566 Sq.Ft.	1st Floor Ceiling Height: 8'
Full	1/2	3/4						
1	1	1						
	Attic Access Type: Pulldown	2nd Floor Ceiling Height: 7'6"						



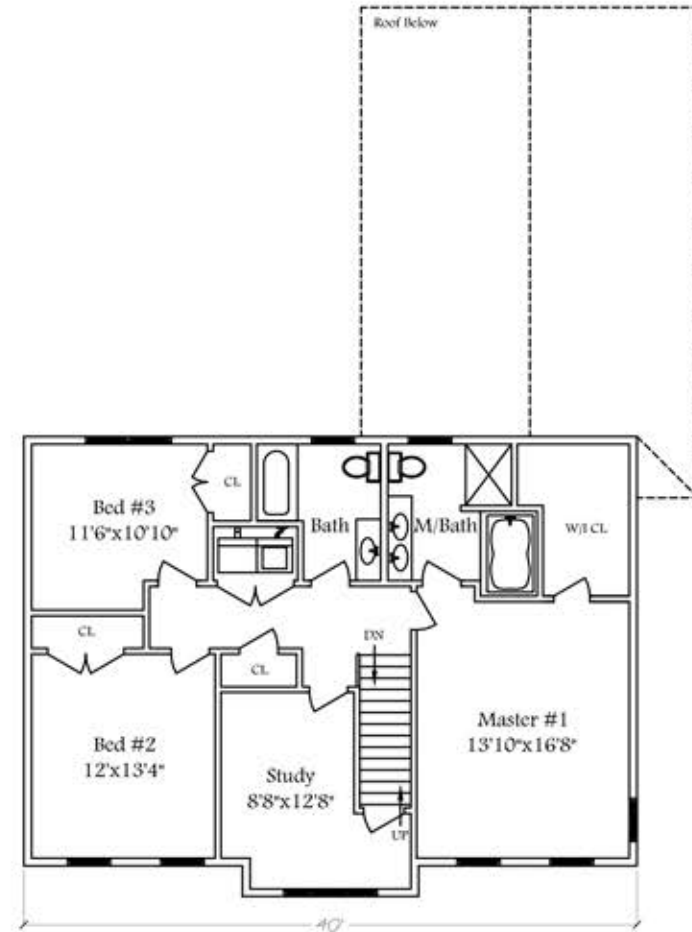
Left Elevation



Front Elevation



1st Floor Layout



2nd Floor Layout

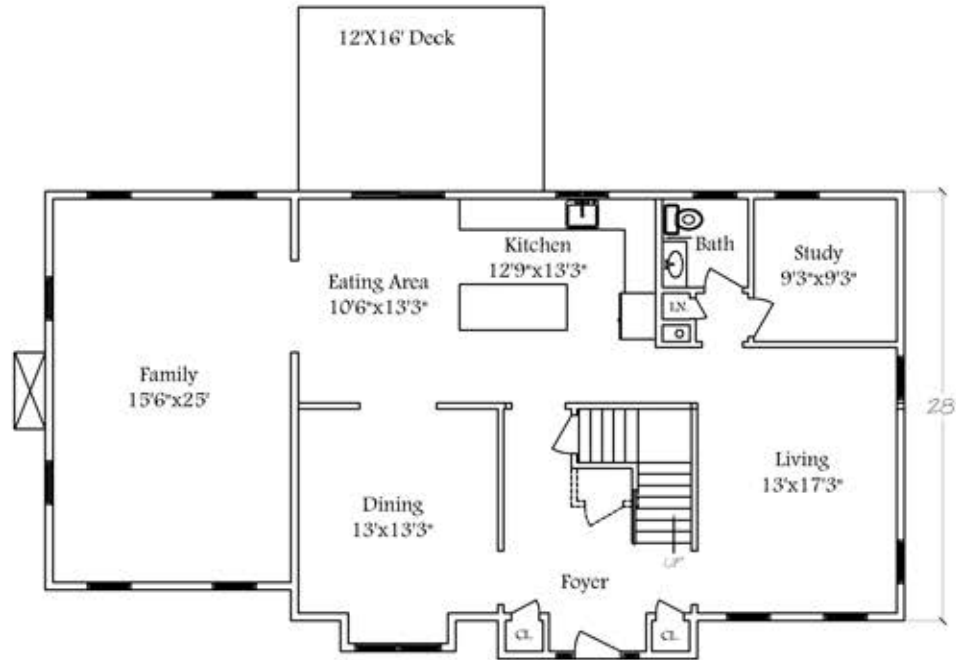
FEATURES	SQUARE FOOTAGE	CONSTRUCTION						
Garage: 2 car	Total Finished: 2917 Sq.Ft.	Foundation: Basement						
Bedrooms: 4	1st Level Finished: 1774 Sq.Ft.	Exterior Walls: 2x6						
Number of Baths: <table border="1" style="display: inline-table; vertical-align: middle;"><tr><td>Full</td><td>1/2</td><td>3/4</td></tr><tr><td>2</td><td>1</td><td>1</td></tr></table>	Full	1/2	3/4	2	1	1	2nd Level Finished: 1143 Sq.Ft.	1st Floor Ceiling Height: 8'
Full	1/2	3/4						
2	1	1						
	Attic Access Type: Walk up	2nd Floor Ceiling Height: 8'						



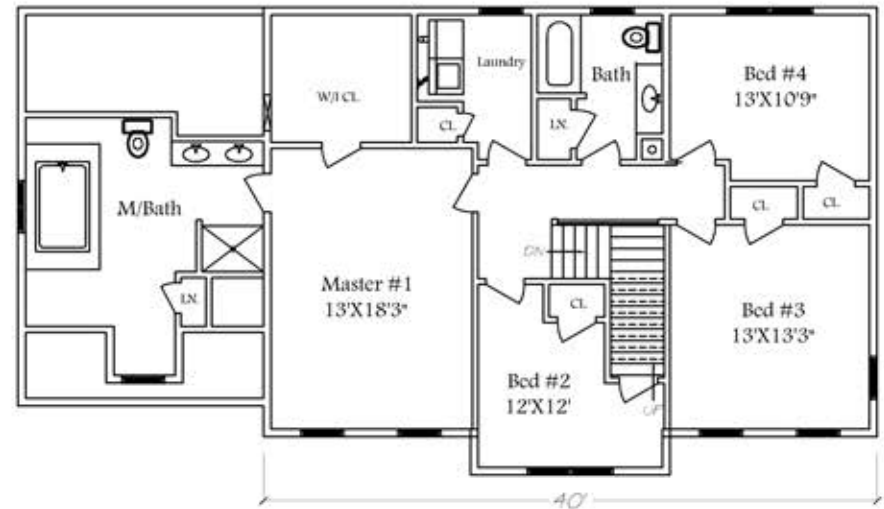
Left Elevation



Front Elevation



1st Floor Layout



2nd Floor Layout

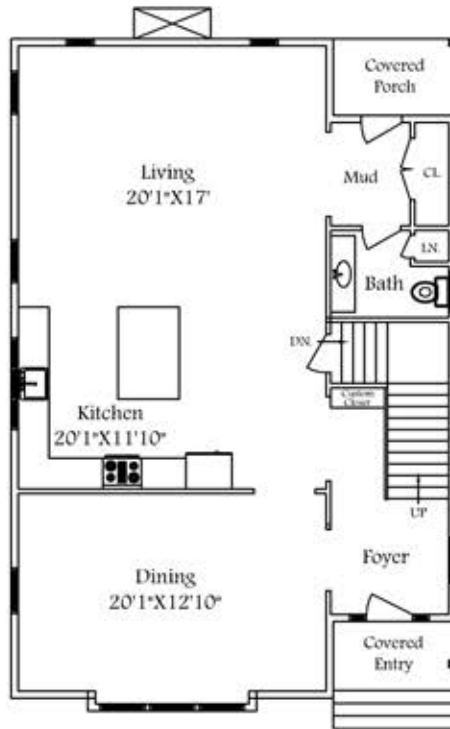
FEATURES	SQUARE FOOTAGE	CONSTRUCTION
Garage: 2 car under	Total Finished: 2966 Sq.Ft.	Foundation: Basement
Bedrooms: 4	1st Level Finished: 1583 Sq.Ft.	Exterior Walls: 2x6
Number Full 1/2 3/4	2nd Level Finished: 1383 Sq.Ft.	1st Floor Ceiling Height: 8'
of Baths: 2 1 0	Attic Access Type: Walk up	2nd Floor Ceiling Height: 8'



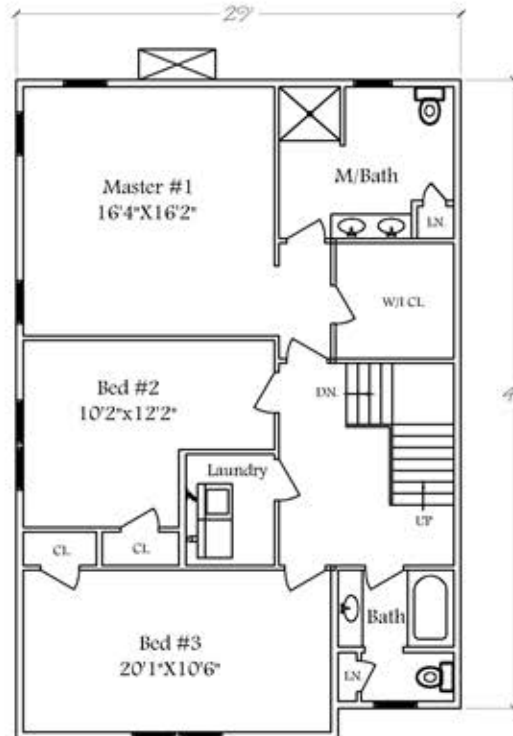
Left Elevation



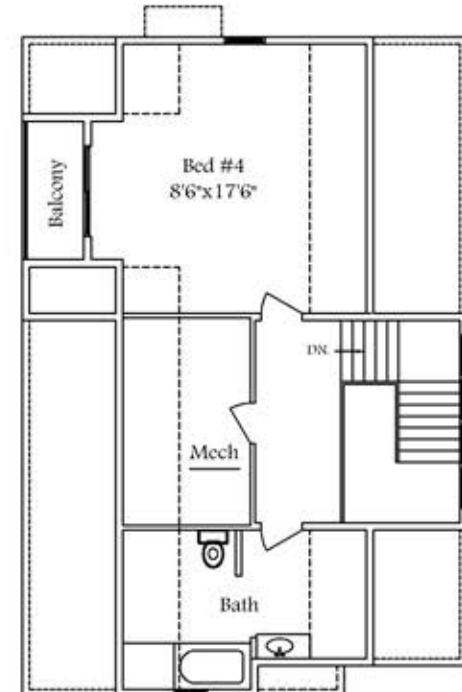
Front Elevation



1st Floor Layout



2nd Floor Layout



Attic Floor Layout

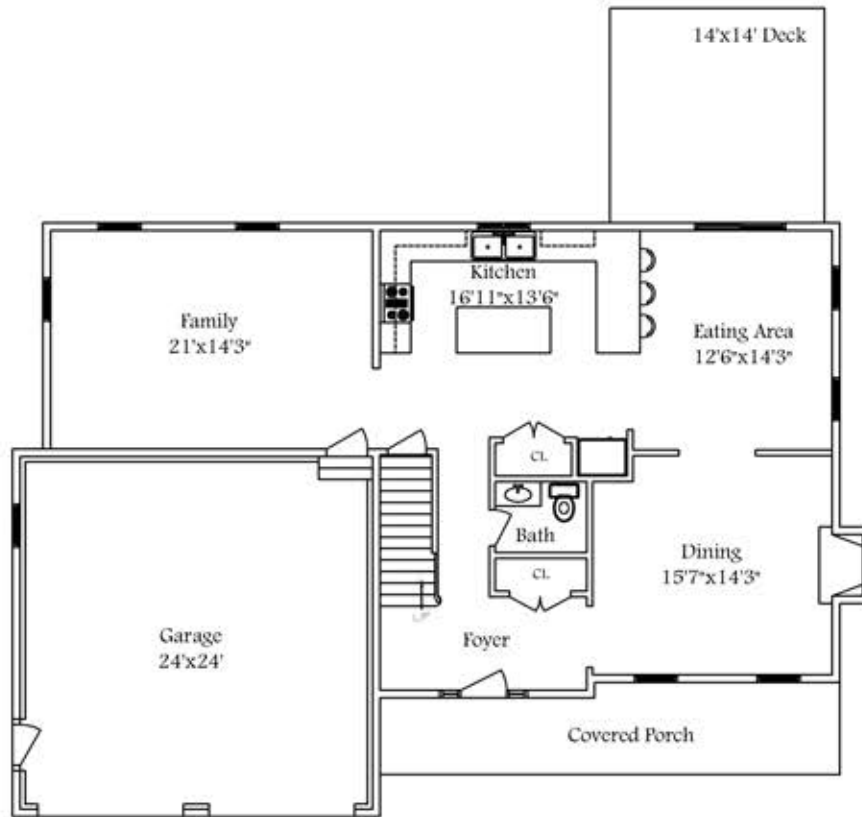
FEATURES	SQUARE FOOTAGE	CONSTRUCTION
Garage: 2 car under	Total Finished: 2973 Sq.Ft.	Foundation: Basement
Bedrooms: 4	1st Level Finished: 1176 Sq.Ft.	Exterior Walls: 2x6
Number of Baths: Full 1/2 3/4	2nd Level Finished: 1231 Sq.Ft.	1st Floor Ceiling Height: 9'
2 1 1	Attic Level Finished: 566 Sq.Ft.	2nd Floor Ceiling Height: 8'



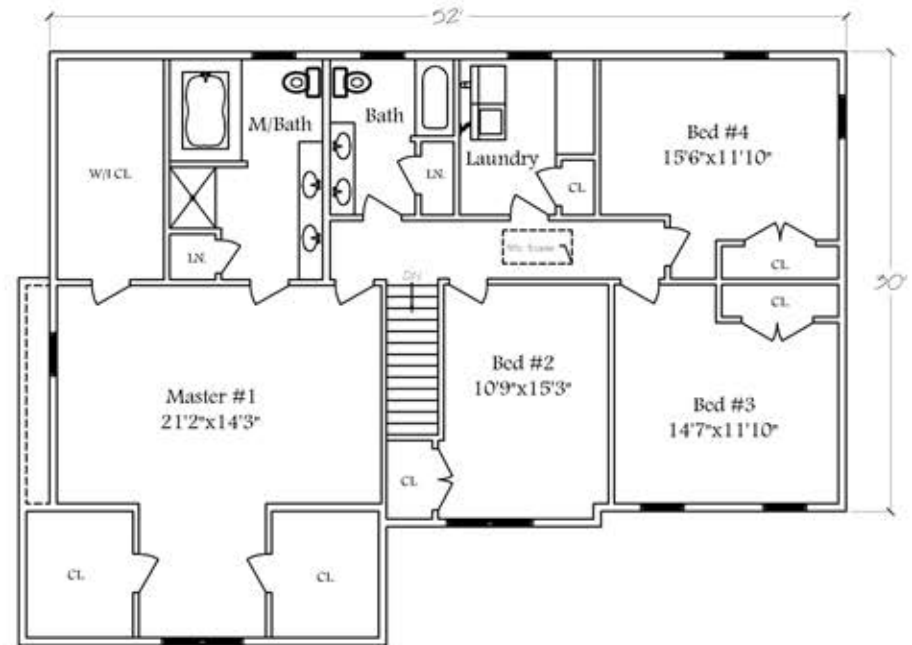
Front Elevation



Right Elevation



1st Floor Layout



2nd Floor Layout

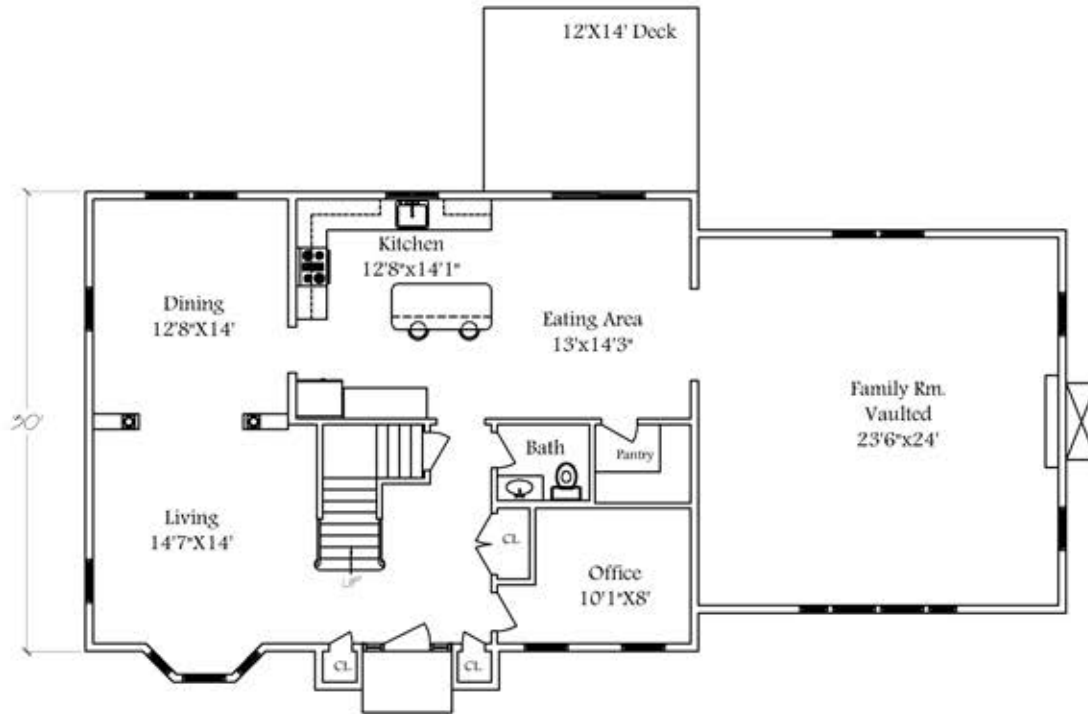
FEATURES	SQUARE FOOTAGE	CONSTRUCTION
Garage: 2 car	Total Finished: 3033 Sq.Ft.	Foundation: Basement
Bedrooms: 4	1st Level Finished: 1248 Sq.Ft.	Exterior Walls: 2x6
Number of Baths: Full 2, 1/2 1, 3/4 0	2nd Level Finished: 1785 Sq.Ft.	1st Floor Ceiling Height: 8'
	Attic Access Type: Walk up	2nd Floor Ceiling Height: 8'



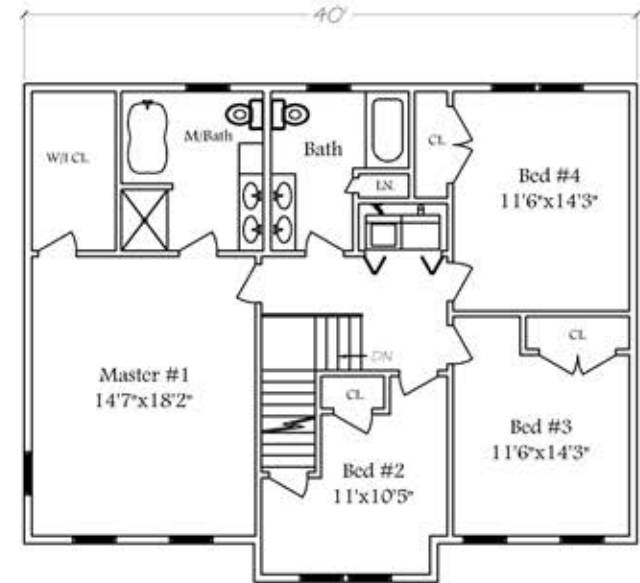
Front Elevation



Right Elevation



1st Floor Layout



2nd Floor Layout

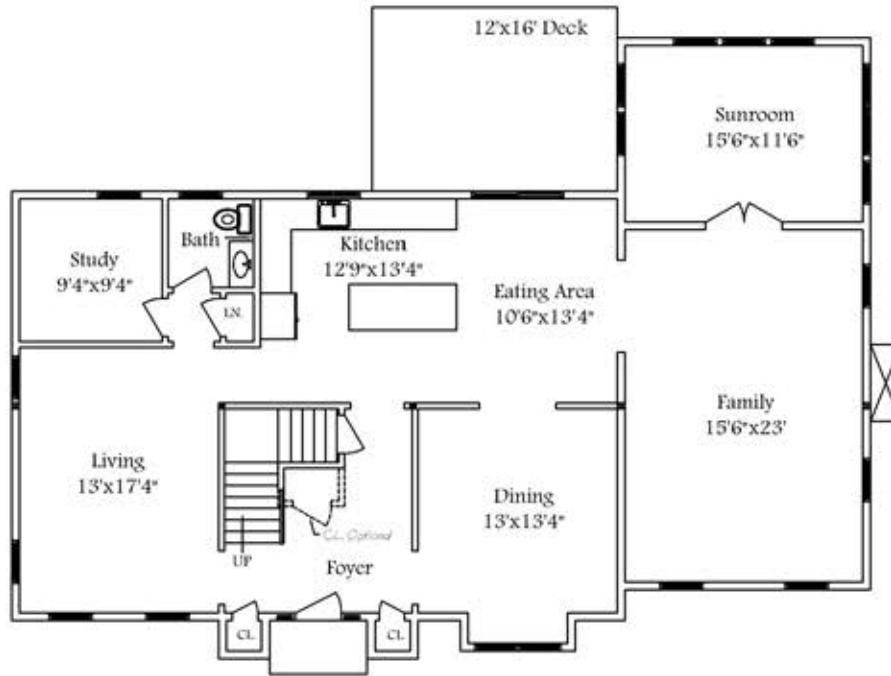
FEATURES	SQUARE FOOTAGE	CONSTRUCTION
Garage: 2 car under	Total Finished: 3057 Sq.Ft.	Foundation: Basement
Bedrooms: 4	1st Level Finished: 1827 Sq.Ft.	Exterior Walls: 2x6
Number Full 1/2 3/4	2nd Level Finished: 1230 Sq.Ft.	1st Floor Ceiling Height: 8'
of Baths: 2 1 0	Attic Access Type: Walk up	2nd Floor Ceiling Height: 8'



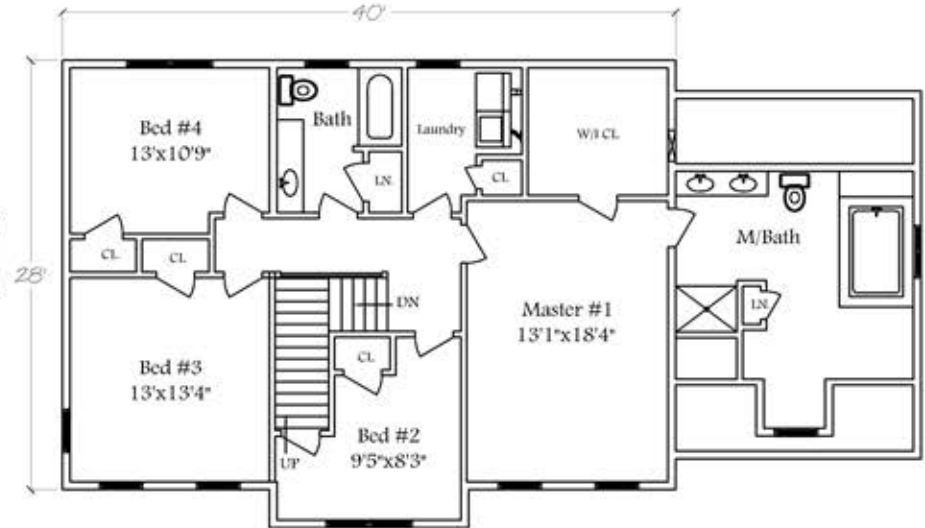
Front Elevation



Right Elevation



1st Floor Layout



2nd Floor Layout

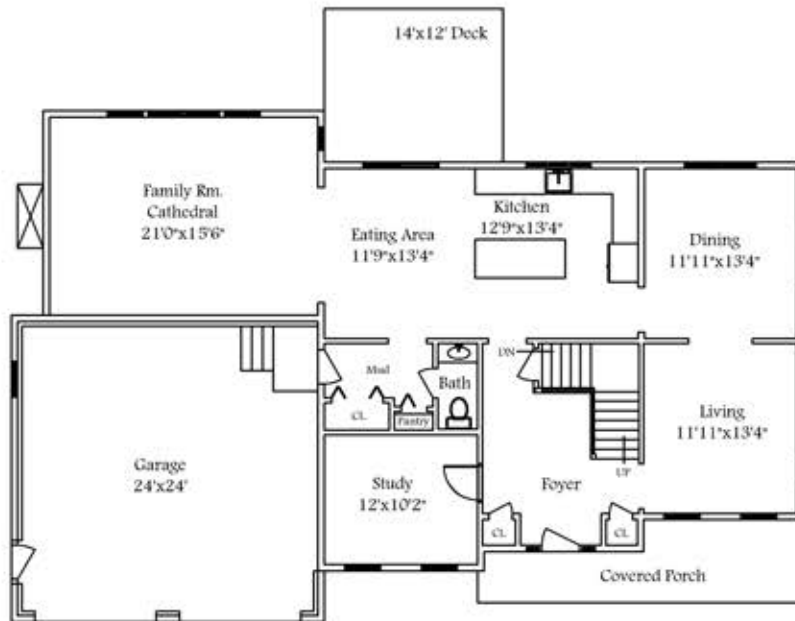
FEATURES	SQUARE FOOTAGE	CONSTRUCTION
Garage: 3 car under	Total Finished: 3132 Sq.Ft.	Foundation: Basement
Bedrooms: 4	1st Level Finished: 1732 Sq.Ft.	Exterior Walls: 2x6
Number Full 1/2 3/4	2nd Level Finished: 1400 Sq.Ft.	1st Floor Ceiling Height: 8'
of Baths: 2 1 0	Attic Access Type: Walk up	2nd Floor Ceiling Height: 8'



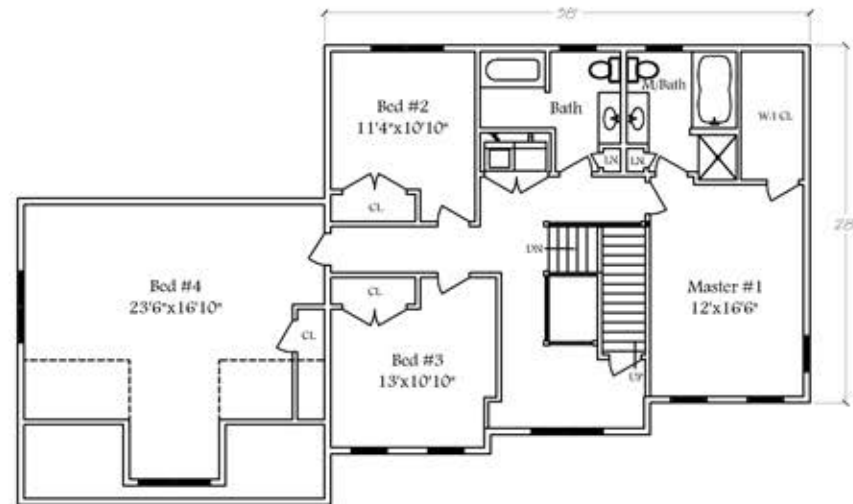
Front Elevation



Right Elevation



1st Floor Layout



2nd Floor Layout

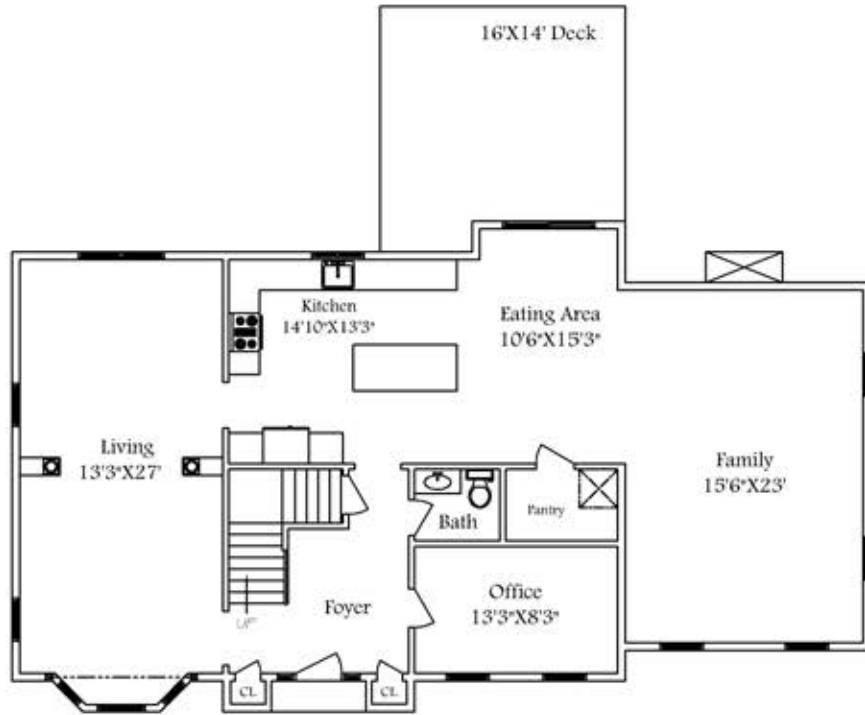
FEATURES	SQUARE FOOTAGE	CONSTRUCTION
Garage: 2 car	Total Finished: 3100 Sq.Ft.	Foundation: Basement
Bedrooms: 4	1st Level Finished: 1500 Sq.Ft.	Exterior Walls: 2x6
Number of Baths: Full 1/2 3/4	2nd Level Finished: 1600 Sq.Ft.	1st Floor Ceiling Height: 8'
2 1 0	Attic Access Type: Walk up	2nd Floor Ceiling Height: 8'



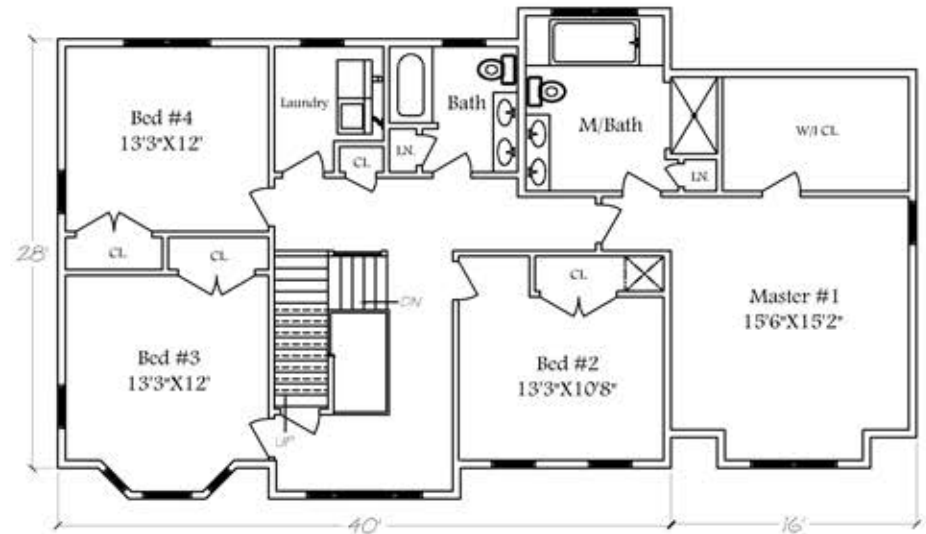
Front Elevation



Right Elevation



1st Floor Layout



2nd Floor Layout

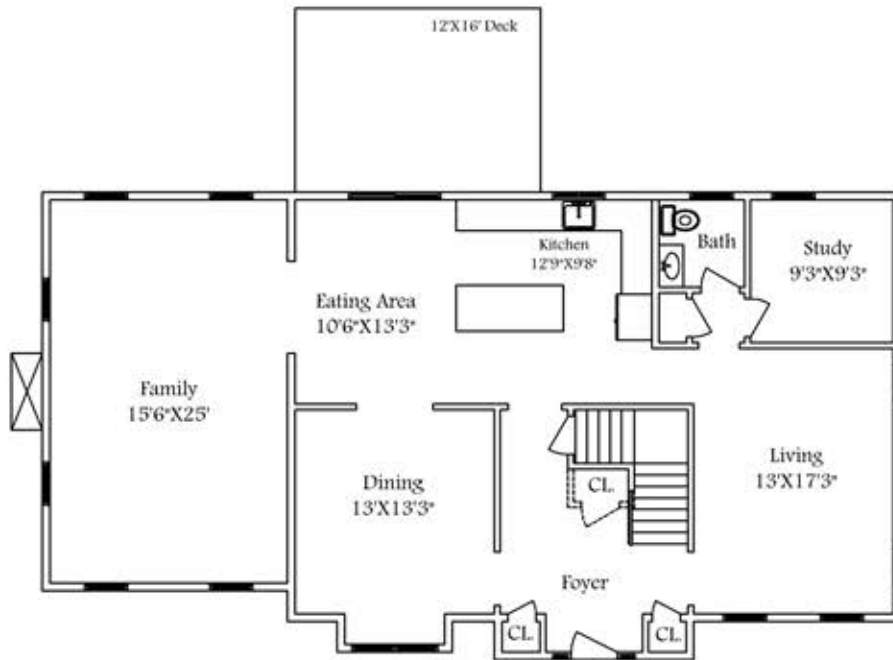
FEATURES	SQUARE FOOTAGE	CONSTRUCTION						
Garage: 2 car under	Total Finished: 3133 Sq.Ft.	Foundation: Basement						
Bedrooms: 4	1st Level Finished: 1550 Sq.Ft.	Exterior Walls: 2x6						
Number of Baths: <table border="1" style="display: inline-table; vertical-align: middle;"><tr><td>Full</td><td>1/2</td><td>3/4</td></tr><tr><td>2</td><td>1</td><td>0</td></tr></table>	Full	1/2	3/4	2	1	0	2nd Level Finished: 1583 Sq.Ft.	1st Floor Ceiling Height: 8'
Full	1/2	3/4						
2	1	0						
	Attic Access Type: Walk up	2nd Floor Ceiling Height: 8'						



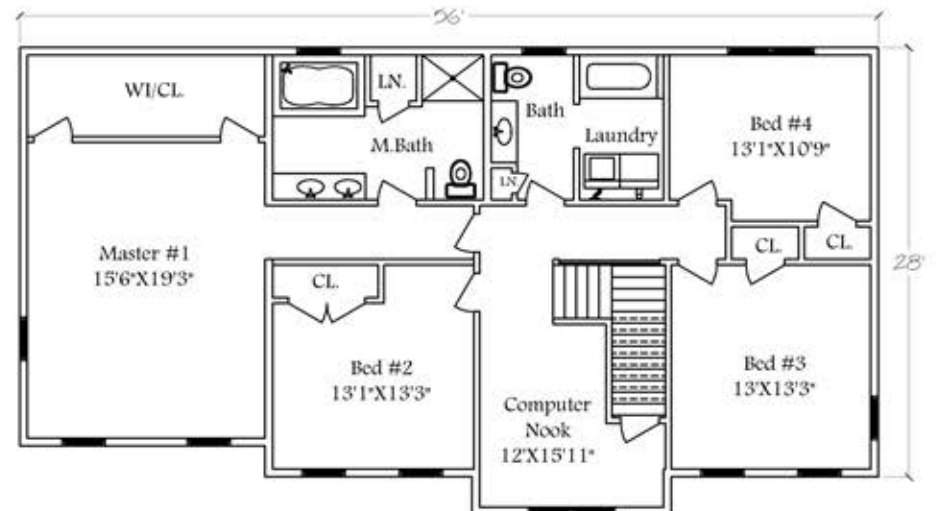
Left Elevation



Front Elevation



1st Floor Layout



2nd Floor Layout

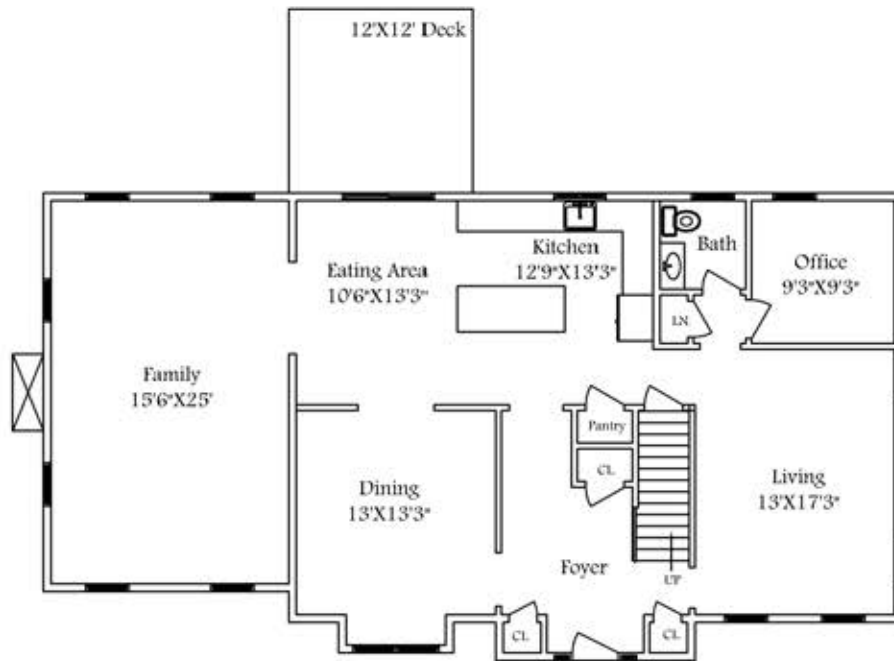
FEATURES	SQUARE FOOTAGE	CONSTRUCTION
Garage: 2 car under	Total Finished: 3151 Sq.Ft.	Foundation: Basement
Bedrooms: 4	1st Level Finished: 1583 Sq.Ft.	Exterior Walls: 2x6
Number Full 1/2 3/4	2nd Level Finished: 1568 Sq.Ft.	1st Floor Ceiling Height: 8'
of Baths: 2 1 0	Attic Access Type: Walk up	2nd Floor Ceiling Height: 8'



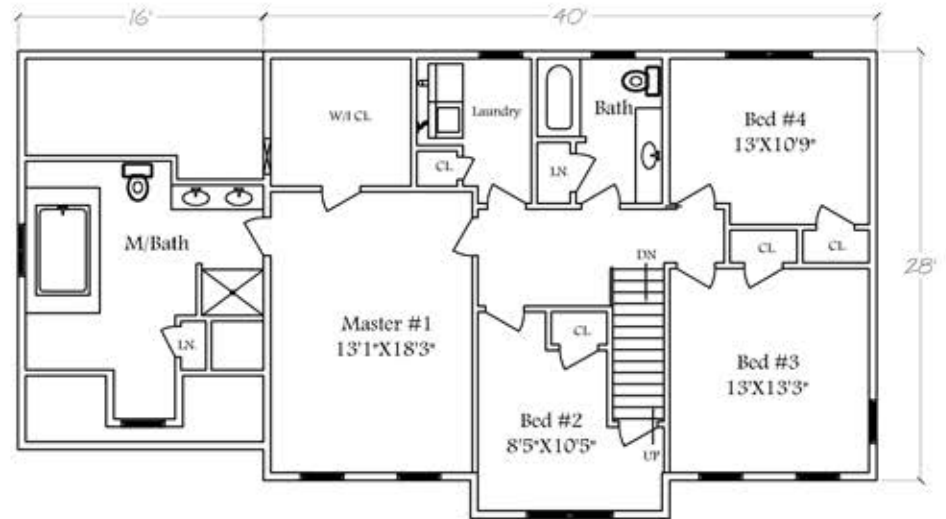
Left Elevation



Front Elevation



1st Floor Layout

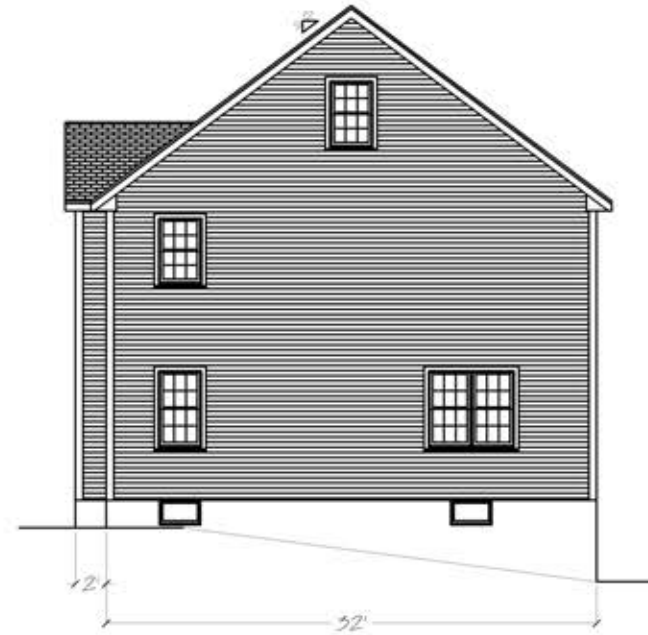


2nd Floor Layout

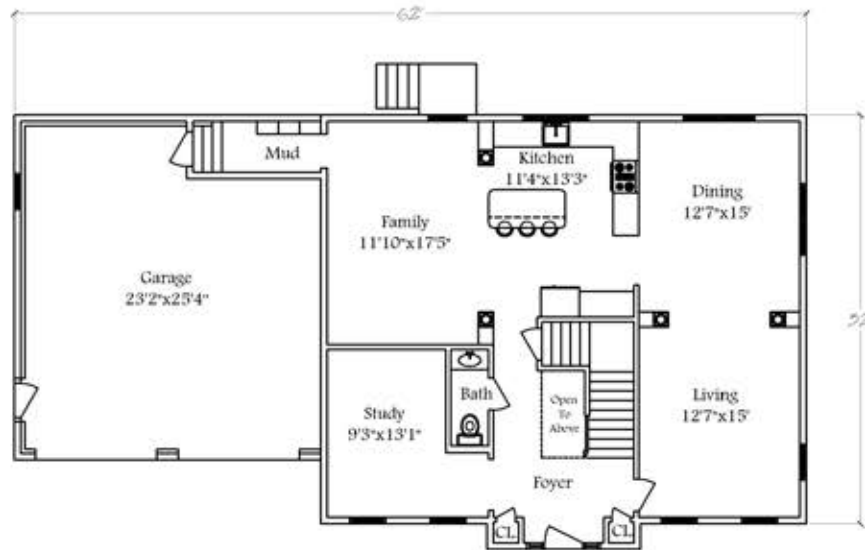
FEATURES	SQUARE FOOTAGE	CONSTRUCTION
Garage: 2 car under	Total Finished: 3151 Sq.Ft.	Foundation: Basement
Bedrooms: 4	1st Level Finished: 1583 Sq.Ft.	Exterior Walls: 2x6
Number Full 1/2 3/4	2nd Level Finished: 1568 Sq.Ft.	1st Floor Ceiling Height: 8'
of Baths: 2 1 0	Attic Access Type: Walk up	2nd Floor Ceiling Height: 8'



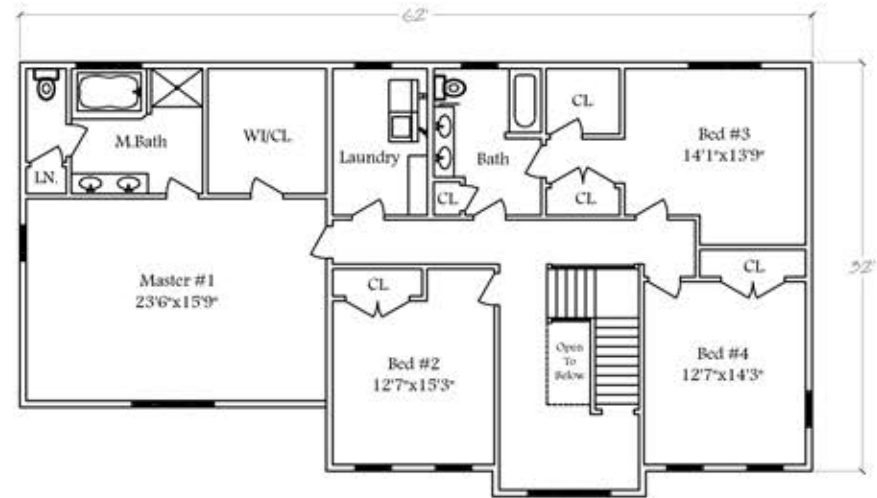
Front Elevation



Right Elevation



1st Floor Layout



2nd Floor Layout

FEATURES	SQUARE FOOTAGE	CONSTRUCTION
Garage: 2 on grade	Total Finished: 3180 Sq.Ft.	Foundation: Basement
Bedrooms: 4	1st Level Finished: 1292 Sq.Ft.	Exterior Walls: 2x6
Number Full 1/2 3/4	2nd Level Finished: 1888 Sq.Ft.	1st Floor Ceiling Height: 9'
of Baths: 2 1 0	Attic Access Type: Walk up	2nd Floor Ceiling Height: 8'



Left Elevation

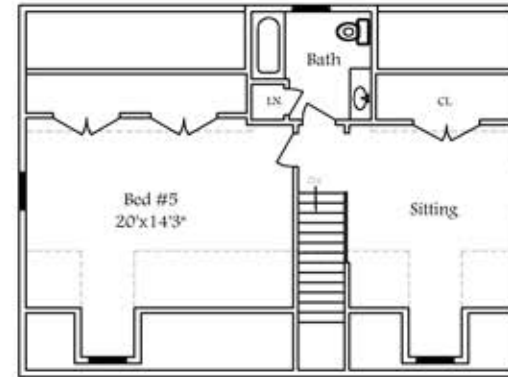


Front Elevation

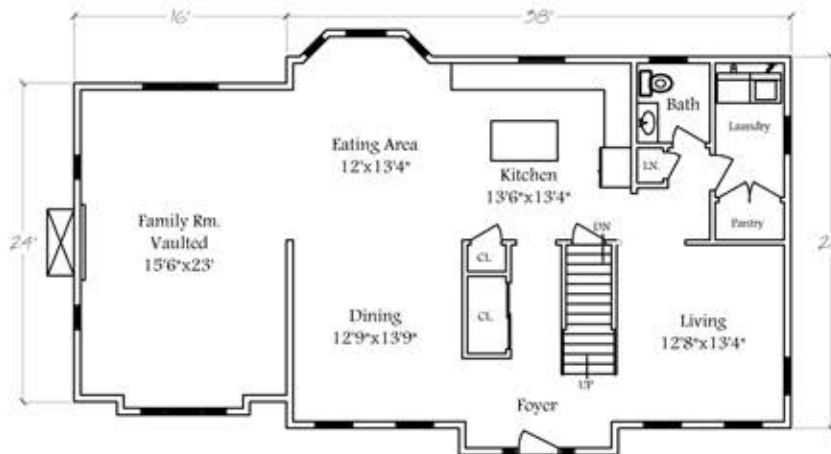


Colonial Home

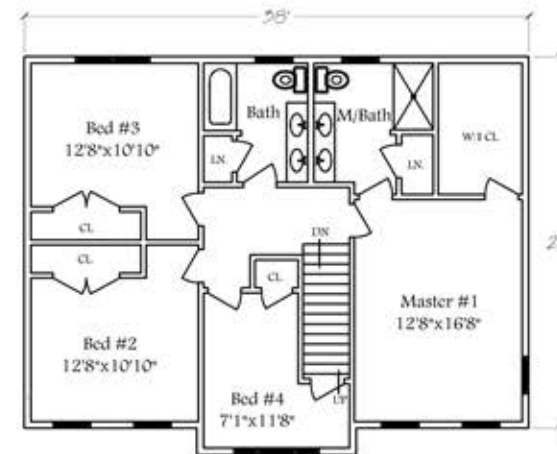
Plan # COL28X38F2UL4F



Attic Floor Layout



1st Floor Layout



2nd Floor Layout

FEATURES	SQUARE FOOTAGE	CONSTRUCTION
Garage: 2 car under	Total Finished: 3224 Sq.Ft.	Foundation: Basement
Bedrooms: 5	1st Level Finished: 1498 Sq.Ft.	Exterior Walls: 2x6
Number Full 1/2 3/4	2nd Level Finished: 1088 Sq.Ft.	1st Floor Ceiling Height: 8'
of Baths: 2 1 1	Attic Level Finished: 638 Sq.Ft.	2nd Floor Ceiling Height: 8'

Tel. 978-375-2890

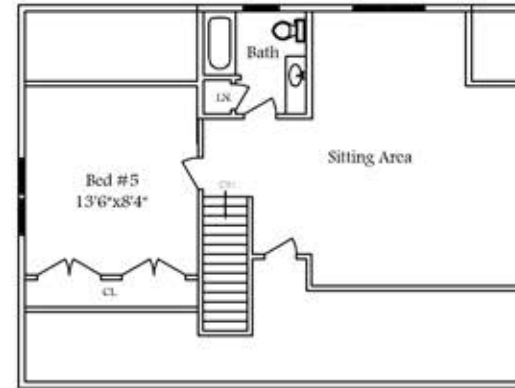
NOTE: ROOM DIMENSIONS ARE FOR REFERENCE ONLY.

www.kdkdesignstore.biz

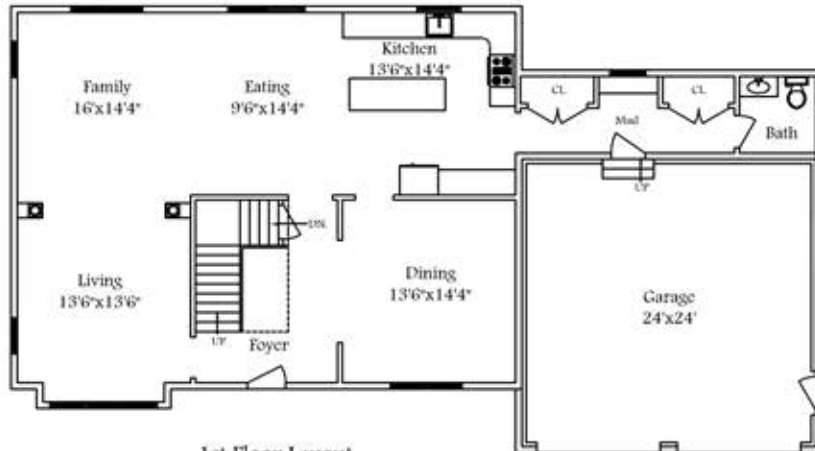


Front Elevation

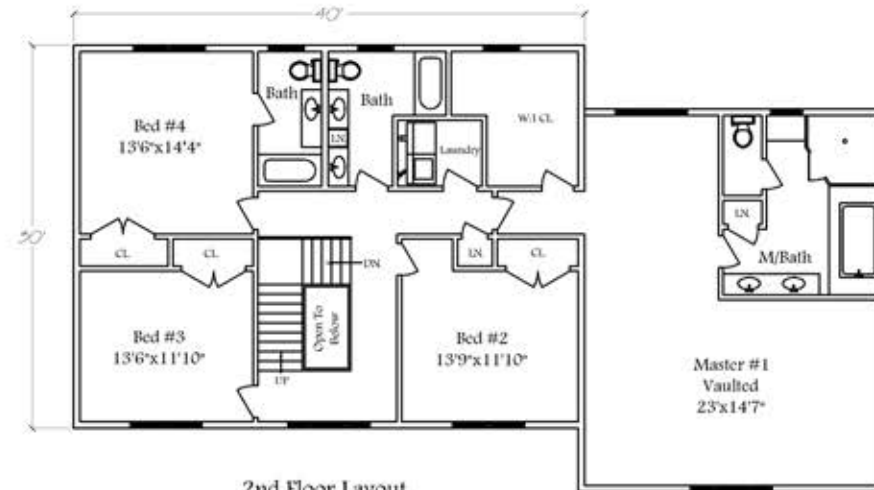
Right Elevation



Attic Floor Layout



1st Floor Layout



2nd Floor Layout

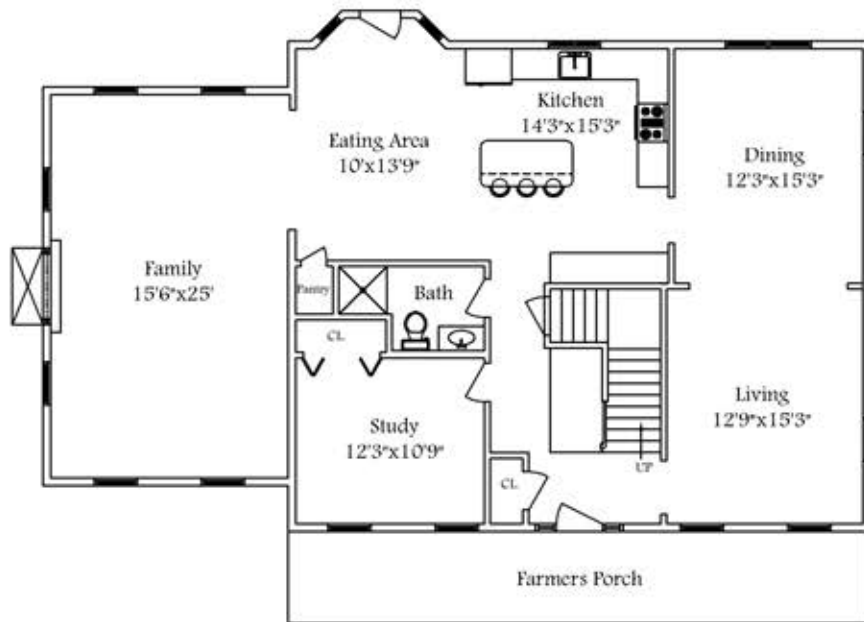
FEATURES	SQUARE FOOTAGE	CONSTRUCTION
Garage: 2 car	Total Finished: 4040 Sq.Ft.	Foundation: Basement
Bedrooms: 5	1st Level Finished: 1368 Sq.Ft.	Exterior Walls: 2x6
Number Full 1/2 3/4	2nd Level Finished: 1907 Sq.Ft.	1st Floor Ceiling Height: 9'
of Baths: 4 1 0	Attic Level Finished: 765 Sq.Ft.	2nd Floor Ceiling Height: 8'



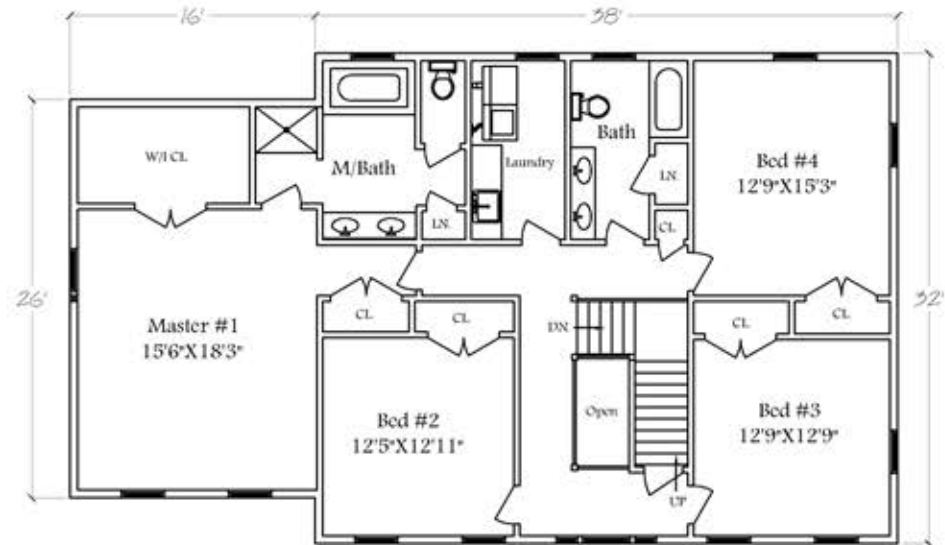
Left Elevation



Front Elevation



1st Floor Layout



2nd Floor Layout

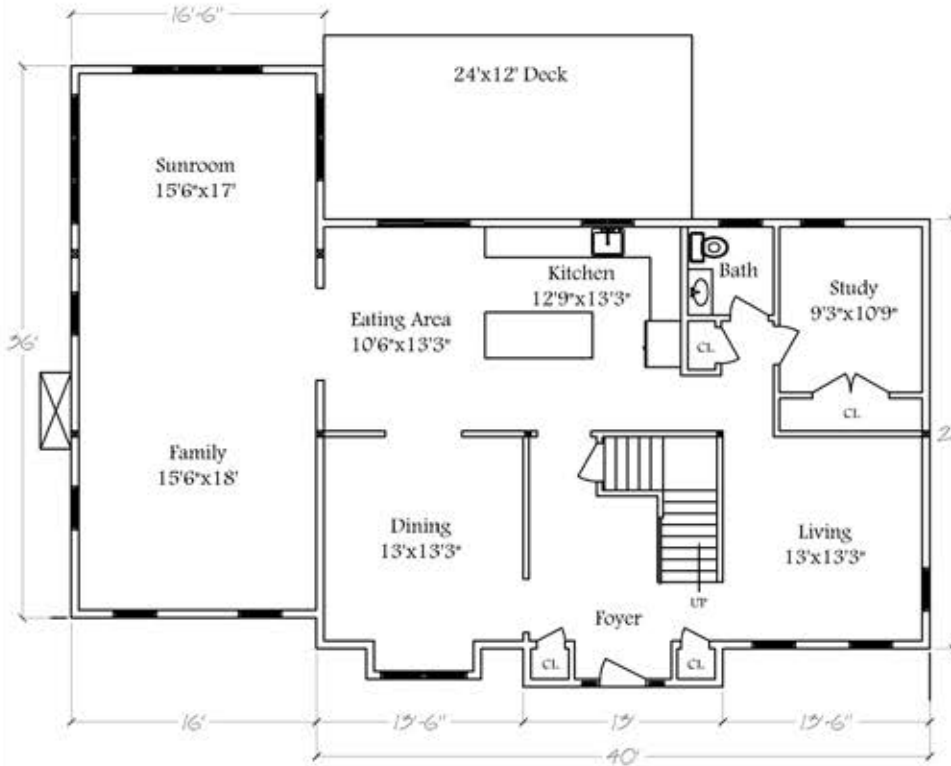
FEATURES	SQUARE FOOTAGE	CONSTRUCTION
Garage: 2 car under	Total Finished: 3278 Sq.Ft.	Foundation: Basement
Bedrooms: 4	1st Level Finished: 1646 Sq.Ft.	Exterior Walls: 2x6
Number of Baths: Full 1/2 3/4	2nd Level Finished: 1632 Sq.Ft.	1st Floor Ceiling Height: 9'
2 0 1	Attic Access Type: Walk up	2nd Floor Ceiling Height: 8'



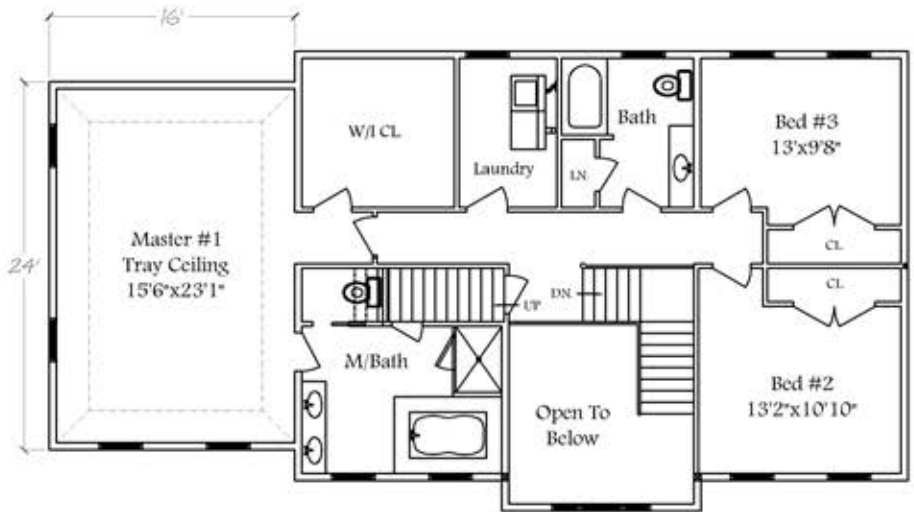
Left Elevation



Front Elevation



1st Floor Layout



2nd Floor Layout

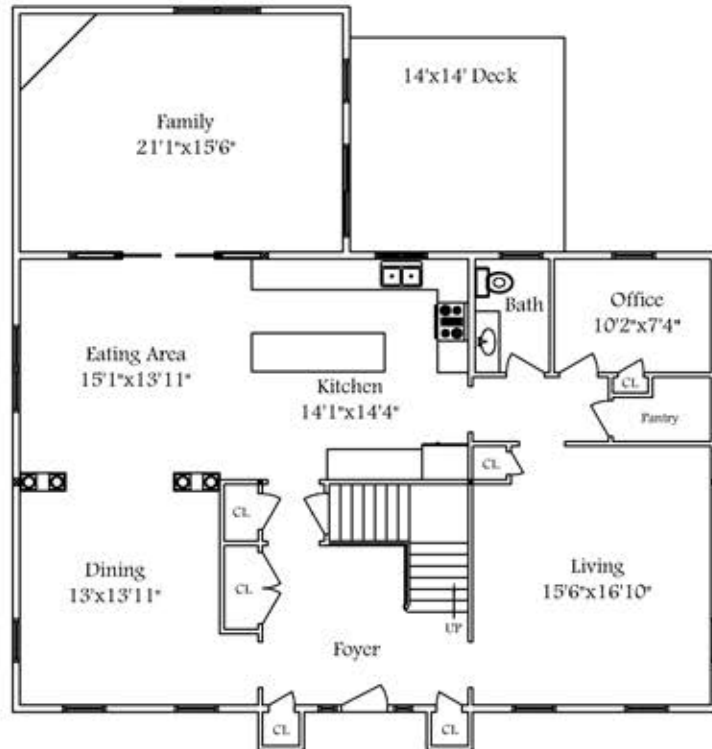
FEATURES	SQUARE FOOTAGE	CONSTRUCTION
Garage: 3 car under	Total Finished: 3278 Sq.Ft.	Foundation: Basement
Bedrooms: 3	1st Level Finished: 1748 Sq.Ft.	Exterior Walls: 2x6
Number Full 1/2 3/4	2nd Level Finished: 1530 Sq.Ft.	1st Floor Ceiling Height: 9'
of Baths: 2 1 0	Attic Access Type: Walk up	2nd Floor Ceiling Height: 8'



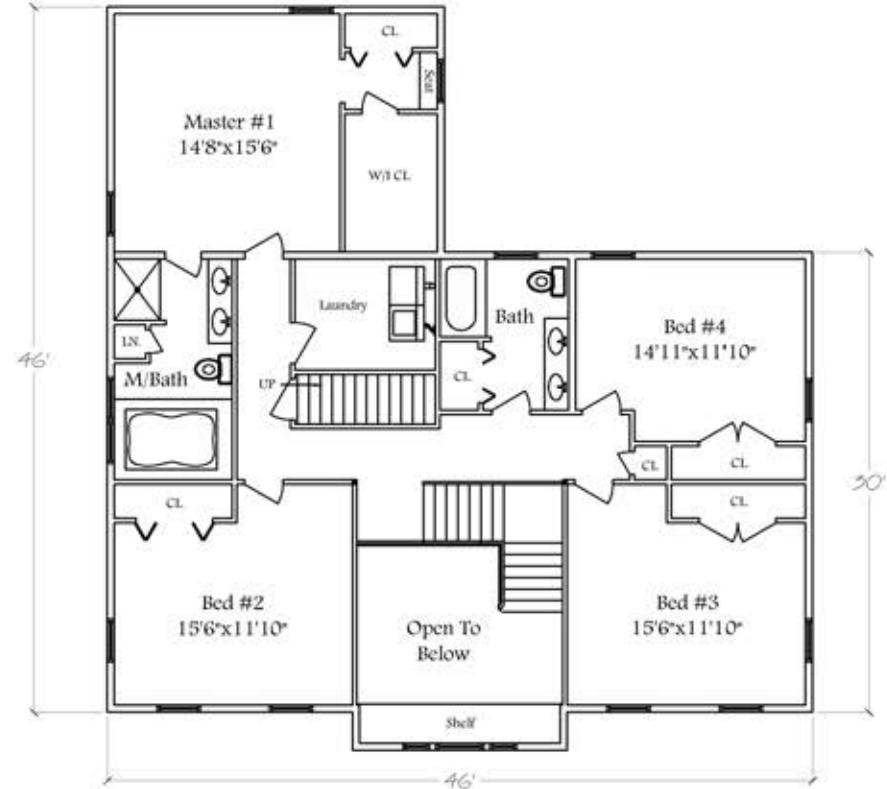
Left Elevation



Front Elevation



1st Floor Layout



2nd Floor Layout

FEATURES	SQUARE FOOTAGE	CONSTRUCTION
Garage: 3 car	Total Finished: 3348 Sq.Ft.	Foundation: Basement
Bedrooms: 4	1st Level Finished: 1747 Sq.Ft.	Exterior Walls: 2x6
Number Full 1/2 3/4	2nd Level Finished: 1601 Sq.Ft.	1st Floor Ceiling Height: 9'
of Baths: 2 1 0	Attic Access Type: Walk up	2nd Floor Ceiling Height: 8'



Front Elevation

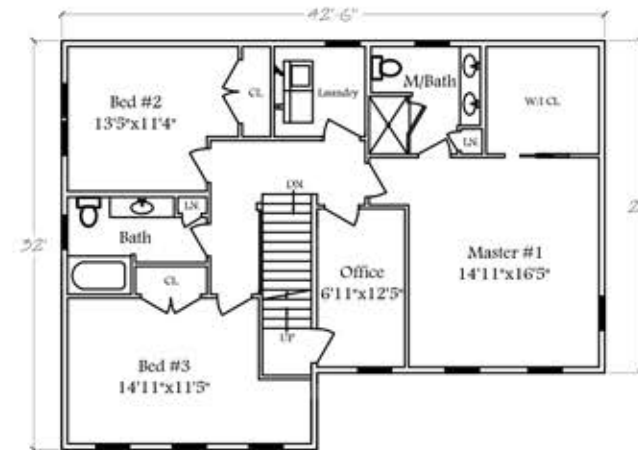
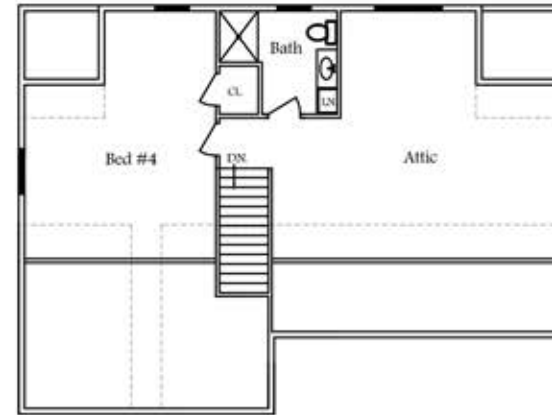


Right Elevation



Colonial Home

Plan # COL44X42M2GF4A



FEATURES	SQUARE FOOTAGE	CONSTRUCTION
Garage: 2 car	Total Finished: 3374 Sq.Ft.	Foundation: Basement
Bedrooms: 4	1st Level Finished: 1559 Sq.Ft.	Exterior Walls: 2x6
Number of Baths: Full 1, 1/2 1, 3/4 2	2nd Level Finished: 1225 Sq.Ft.	1st Floor Ceiling Height: 9'
	Attic Level Finished: 590 Sq.Ft.	2nd Floor Ceiling Height: 8'

Tel. 978-375-2890

NOTE: ROOM DIMENSIONS ARE FOR REFERENCE ONLY.

www.kdkdesignstore.biz



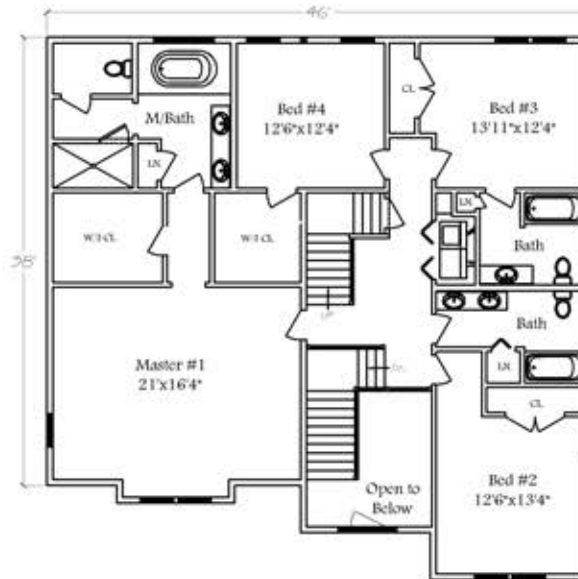
Front Elevation



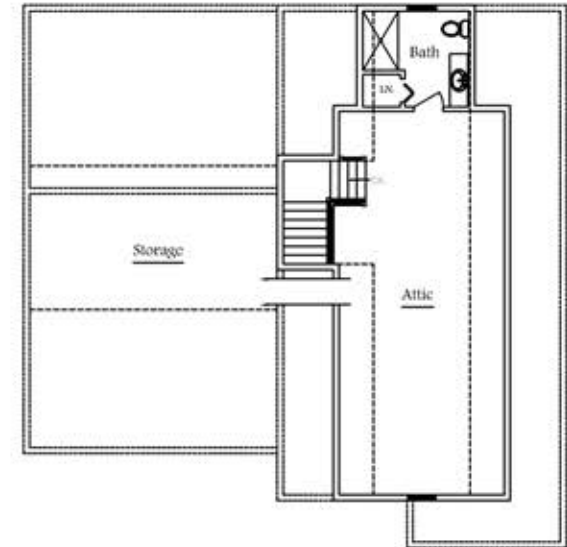
Right Elevation



1st Floor Layout



2nd Floor Layout



Attic Floor Layout

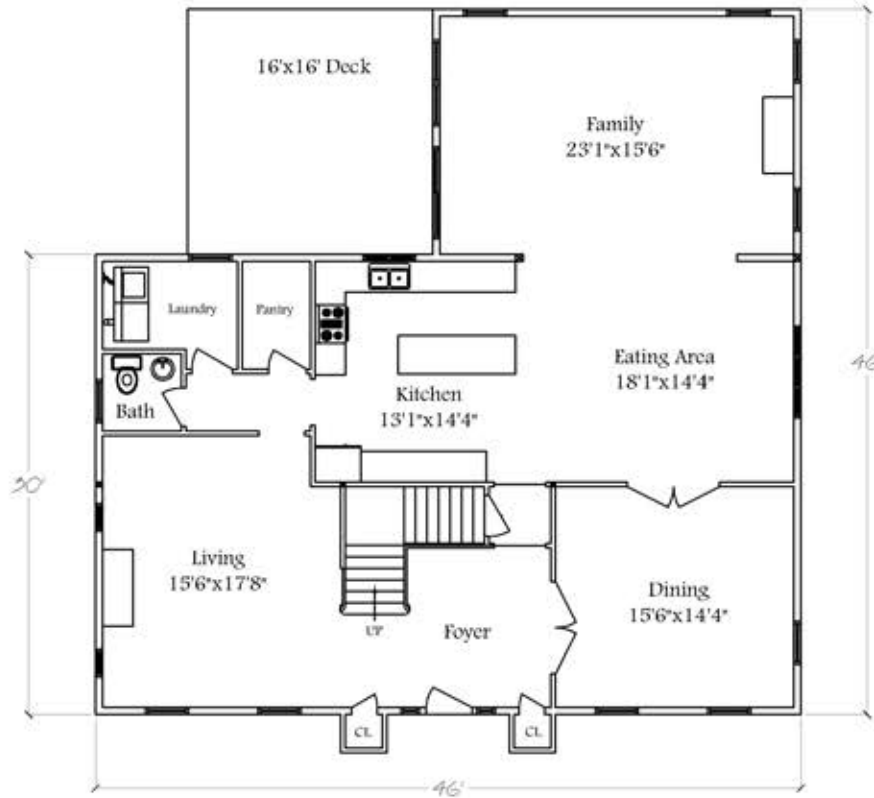
FEATURES	SQUARE FOOTAGE	CONSTRUCTION						
Garage: 2 car grade	Total Finished: 3907 Sq.Ft.	Foundation: Basement						
Bedrooms: 4	1st Level Finished: 1462 Sq.Ft.	Exterior Walls: 2x6						
Number of Baths: <table border="1" style="display: inline-table; vertical-align: middle;"><tr><td>Full</td><td>1/2</td><td>3/4</td></tr><tr><td>3</td><td>1</td><td>1</td></tr></table>	Full	1/2	3/4	3	1	1	2nd Level Finished: 1915 Sq.Ft.	1st Floor Ceiling Height: 9'
Full	1/2	3/4						
3	1	1						
	Attic Level Finished: 530 Sq.Ft.	2nd Floor Ceiling Height: 8'						



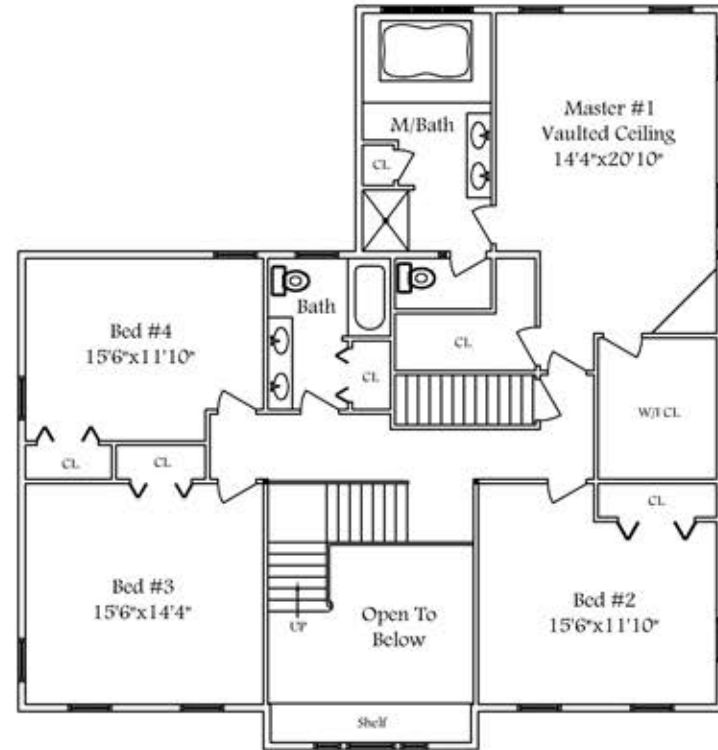
Front Elevation



Right Elevation



1st Floor Layout



2nd Floor Layout

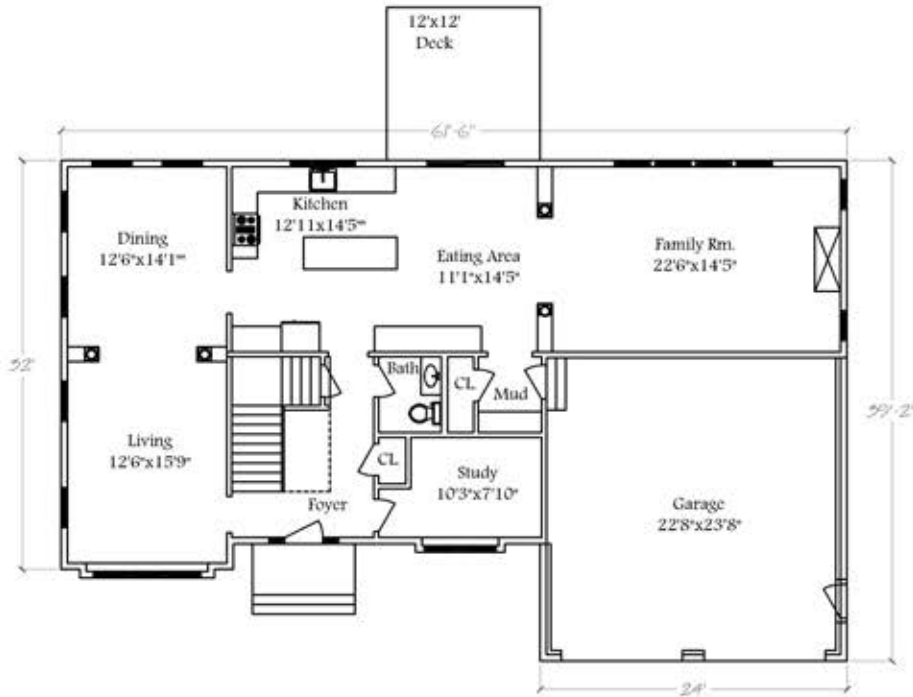
FEATURES	SQUARE FOOTAGE	CONSTRUCTION
Garage: 3 car	Total Finished: 3409 Sq.Ft.	Foundation: Basement
Bedrooms: 4	1st Level Finished: 1779 Sq.Ft.	Exterior Walls: 2x6
Number Full 1/2 3/4	2nd Level Finished: 1630 Sq.Ft.	1st Floor Ceiling Height: 9'
of Baths: 2 1 0	Attic Access Type: Walk up	2nd Floor Ceiling Height: 8'



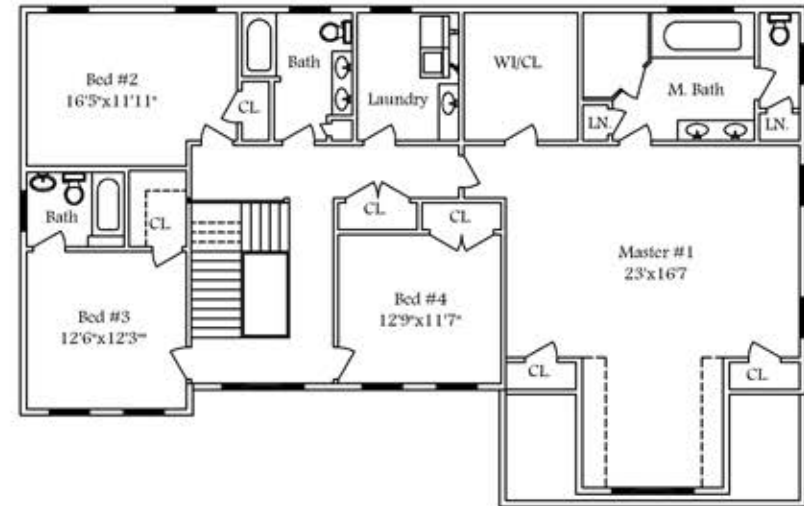
Left Elevation



Front Elevation



1st Floor Layout



2nd Floor Layout

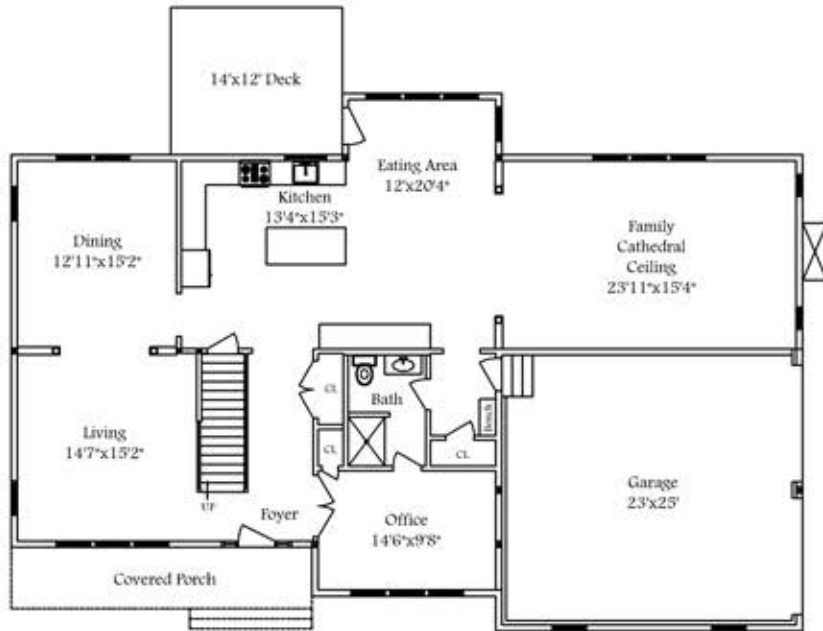
FEATURES	SQUARE FOOTAGE	CONSTRUCTION
Garage: 2 On Grade	Total Finished: 3512 Sq.Ft.	Foundation: Basement
Bedrooms: 5	1st Level Finished: 1541 Sq.Ft.	Exterior Walls: 2x6
Number Full 1/2 3/4	2nd Level Finished: 1971 Sq.Ft.	1st Floor Ceiling Height: 9'
of Baths: 3 1 0	Attic Access Type: Walk up	2nd Floor Ceiling Height: 8'



Front Elevation



Right Elevation



1st Floor Layout



2nd Floor Layout

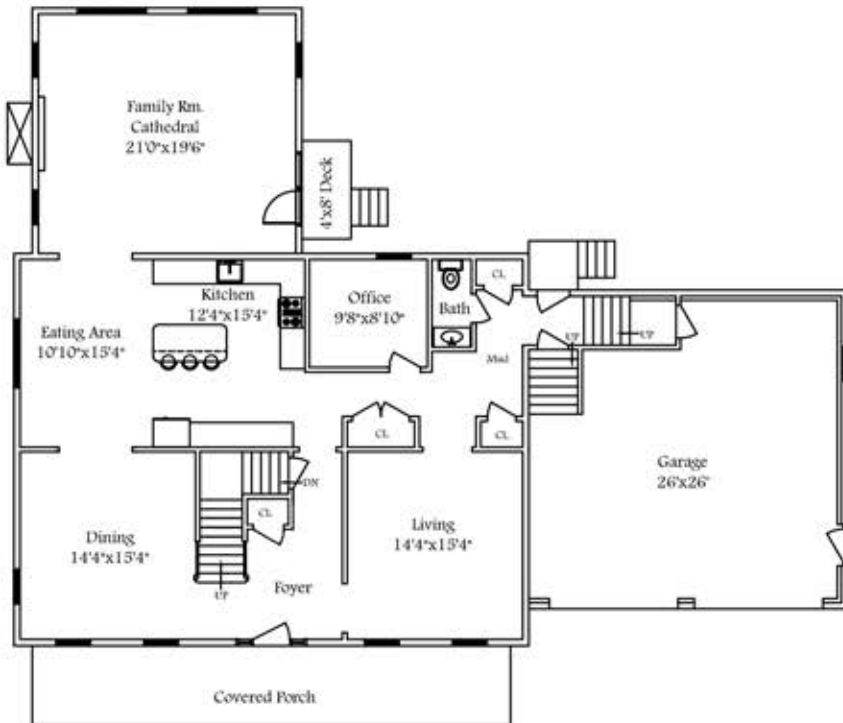
FEATURES	SQUARE FOOTAGE	CONSTRUCTION						
Garage: 2 car	Total Finished: 3619 Sq.Ft.	Foundation: Basement						
Bedrooms: 4	1st Level Finished: 1794 Sq.Ft.	Exterior Walls: 2x6						
Number of Baths: <table border="1" style="display: inline-table; vertical-align: middle;"><tr><td>Full</td><td>1/2</td><td>3/4</td></tr><tr><td>2</td><td>0</td><td>1</td></tr></table>	Full	1/2	3/4	2	0	1	2nd Level Finished: 1825 Sq.Ft.	1st Floor Ceiling Height: 9'
Full	1/2	3/4						
2	0	1						
	Attic Access Type: Walk up	2nd Floor Ceiling Height: 8'						



Front Elevation



Right Elevation



1st Floor Layout



2nd Floor Layout

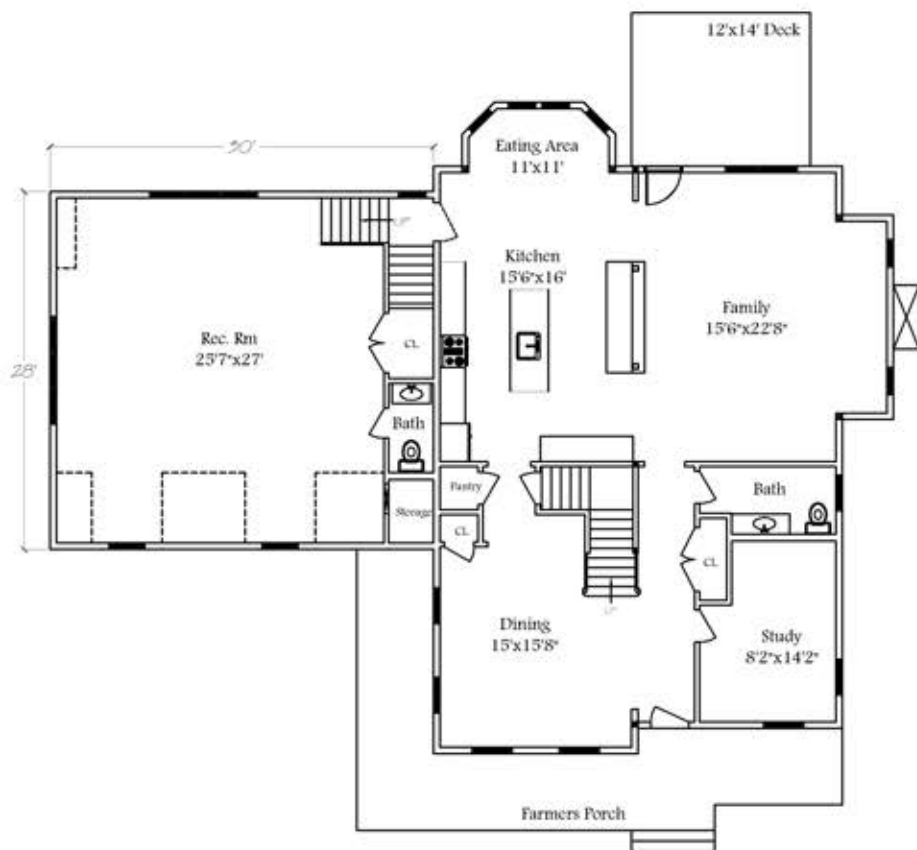
FEATURES	SQUARE FOOTAGE	CONSTRUCTION
Garage: 2 car	Total Finished: 3676 Sq.Ft.	Foundation: Basement
Bedrooms: 4	1st Level Finished: 1784 Sq.Ft.	Exterior Walls: 2x6
Number of Baths: Full 1/2 3/4	2nd Level Finished: 1892 Sq.Ft.	1st Floor Ceiling Height: 9'
2 1 0	Attic Access Type: Walk up	2nd Floor Ceiling Height: 8'



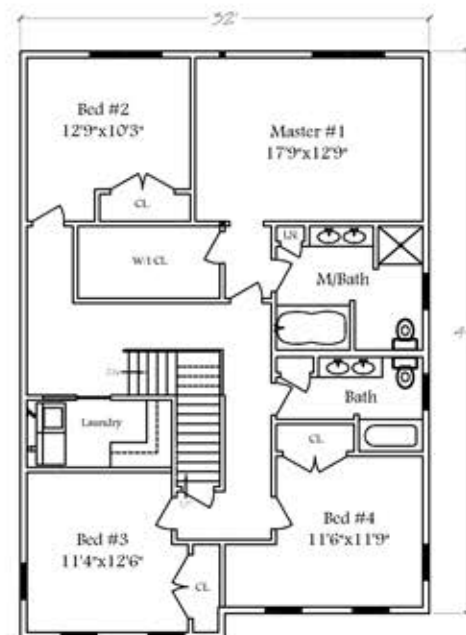
Left Elevation



Front Elevation



1st Floor Layout



2nd Floor Layout

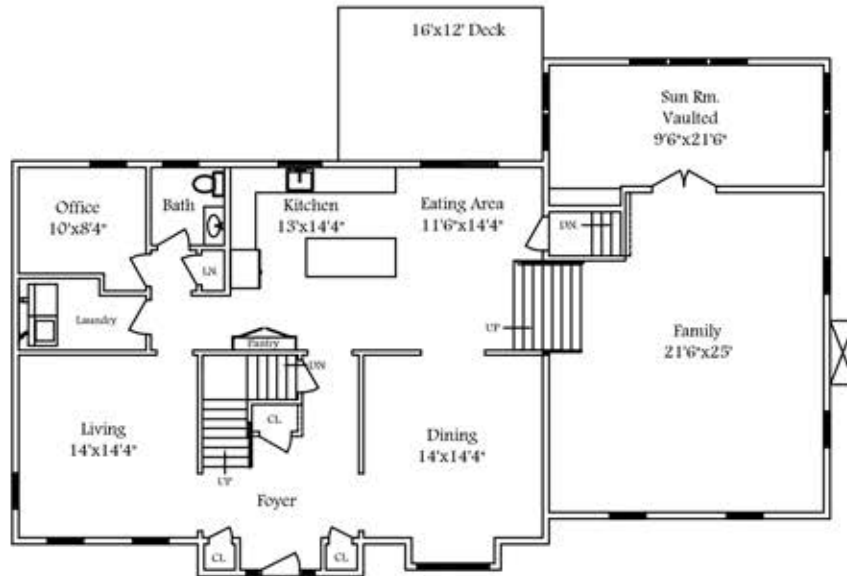
FEATURES	SQUARE FOOTAGE	CONSTRUCTION
Garage: 2 car	Total Finished: 3830 Sq.Ft.	Foundation: Basement
Bedrooms: 4	1st Level Finished: 2390 Sq.Ft.	Exterior Walls: 2x6
Number Full 1/2 3/4	2nd Level Finished: 1440 Sq.Ft.	1st Floor Ceiling Height: 9'
of Baths: 2 2 0	Attic Access Type: Walk up	2nd Floor Ceiling Height: 8'



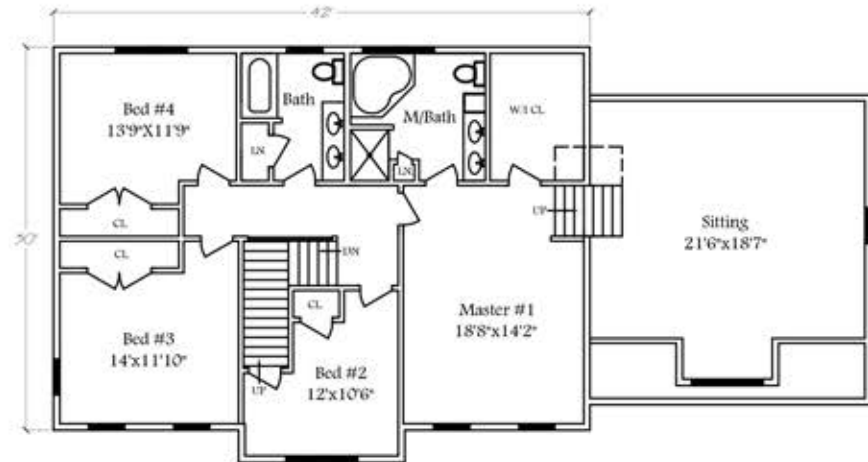
Front Elevation



Right Elevation



1st Floor Layout



2nd Floor Layout

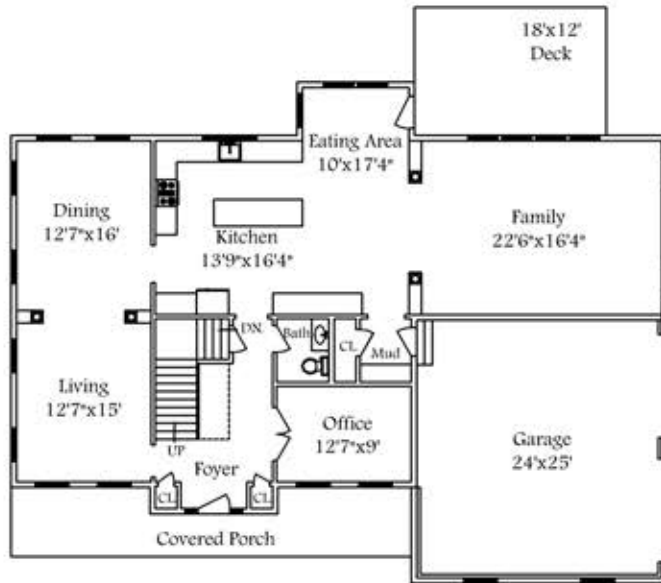
FEATURES	SQUARE FOOTAGE	CONSTRUCTION
Garage: 3 car	Total Finished: 3850 Sq.Ft.	Foundation: Basement
Bedrooms: 4	1st Level Finished: 2104 Sq.Ft.	Exterior Walls: 2x6
Number Full 1/2 3/4	2nd Level Finished: 1746 Sq.Ft.	1st Floor Ceiling Height: 8'
of Baths: 2 1 0	Attic Access Type: Walk up	2nd Floor Ceiling Height: 8'



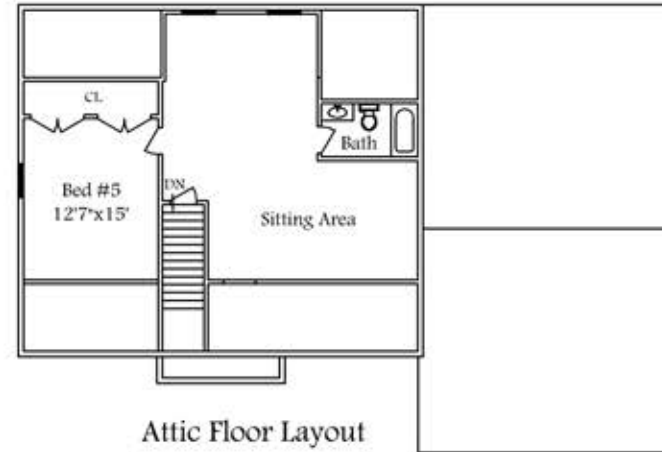
Front Elevation



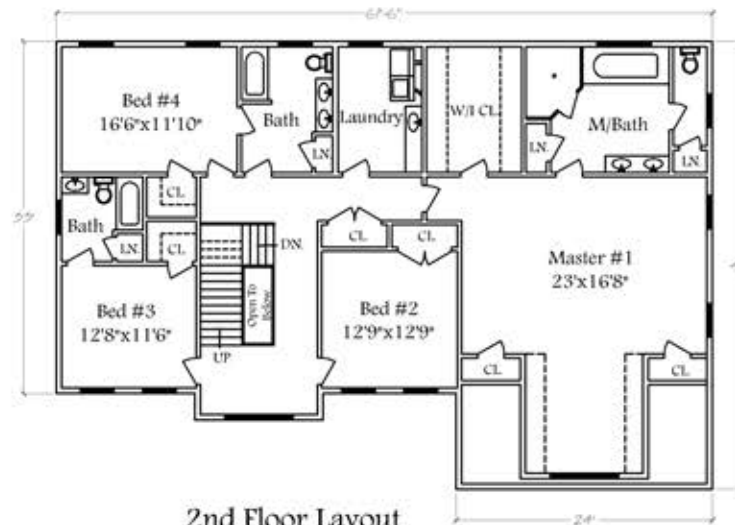
Right Elevation



1st Floor Layout



Attic Floor Layout



2nd Floor Layout

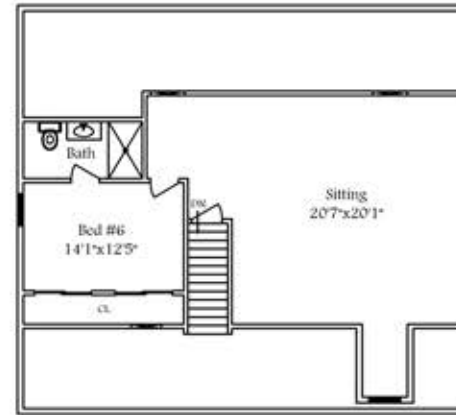
FEATURES	SQUARE FOOTAGE	CONSTRUCTION
Garage: 2 car	Total Finished: 4668 Sq.Ft.	Foundation: Basement
Bedrooms: 5	1st Level Finished: 1734 Sq.Ft.	Exterior Walls: 2x6
Number of Baths: Full 1/2 3/4	2nd Level Finished: 2144 Sq.Ft.	1st Floor Ceiling Height: 9'
4 1 0	Attic Level Finished: 790 Sq. Ft.	2nd Floor Ceiling Height: 8'



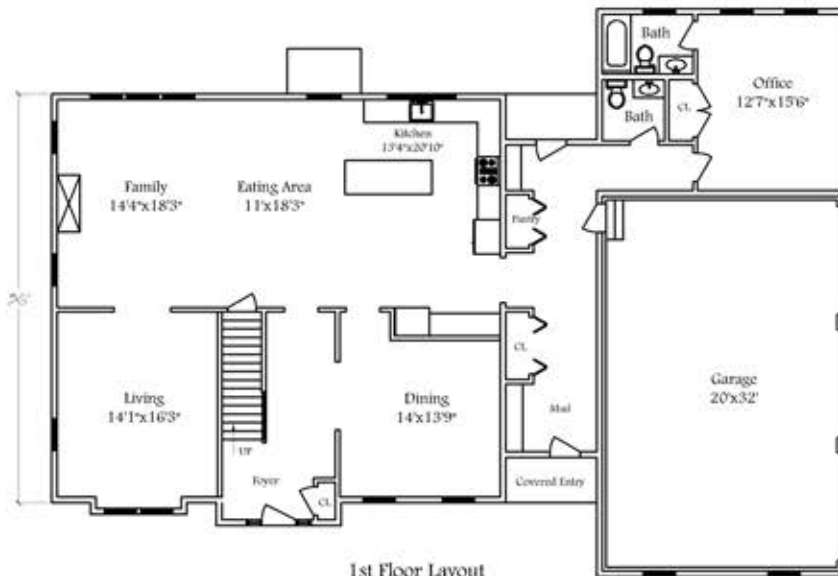
Front Elevation



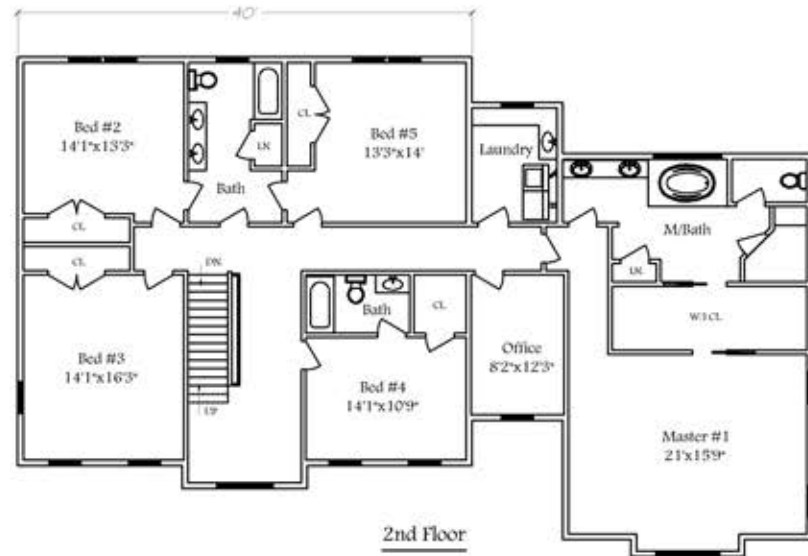
Right Elevation



Attic Floor Layout

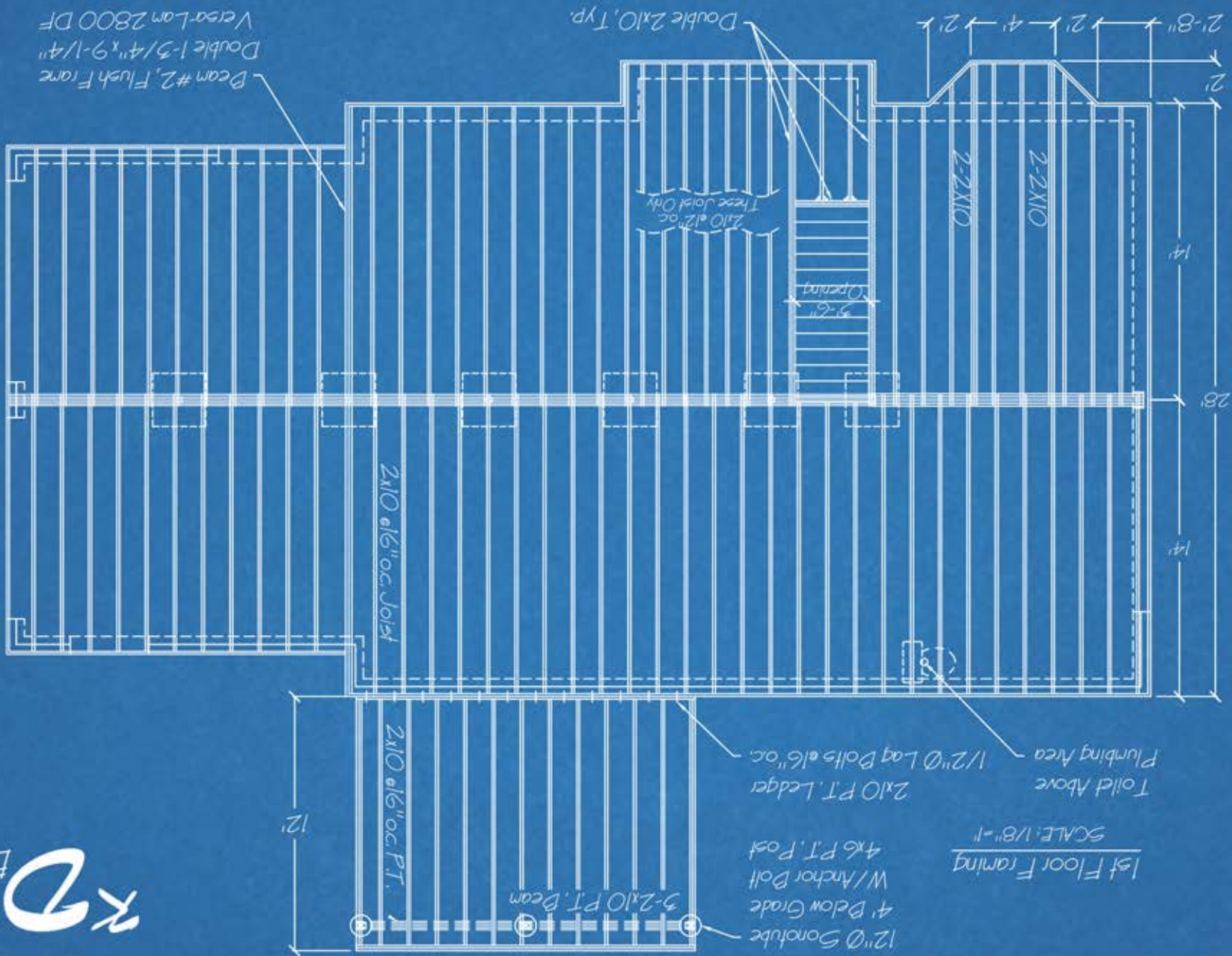


1st Floor Layout



2nd Floor

FEATURES	SQUARE FOOTAGE	CONSTRUCTION
Garage: 3 car under	Total Finished: 5291 Sq.Ft.	Foundation: Basement
Bedrooms: 6	1st Level Finished: 2042 Sq.Ft.	Exterior Walls: 2x6
Number of Baths: Full 1/2 3/4	2nd Level Finished: 2449 Sq.Ft.	1st Floor Ceiling Height: 9'
4 1 1	Attic Level Finished: 800 Sq. Ft.	2nd Floor Ceiling Height: 8'



1st Floor Framing
SCALE: 1/8"=1'

KDK DESIGN