

Duralum Series

Engine Driven Self Priming Pumps- Die Cast Aluminum



U.S. Fluid Tech Corp.

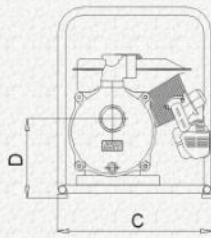
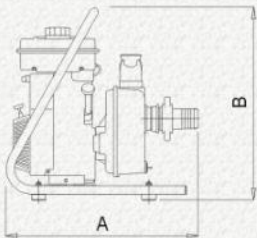
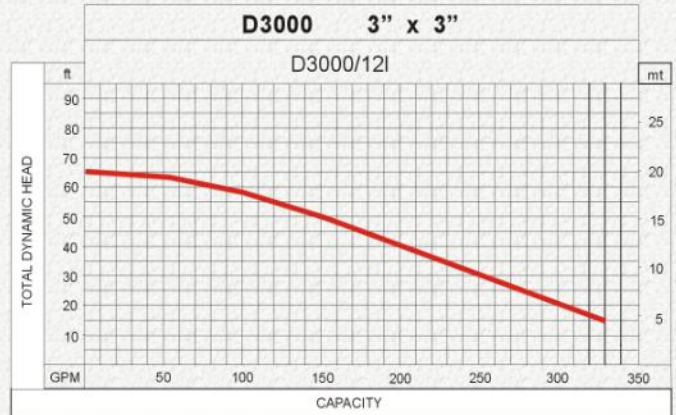
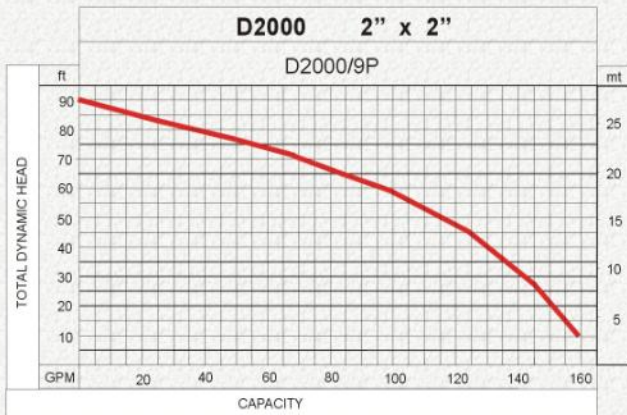
- ✓ Case and back plate, are die cast aluminum construction.
- ✓ Impeller and volute are gray iron construction.
- ✓ Carbon-Ceramic and Buna-N mechanical seal for long life.
- ✓ Very simple to maintain.
- ✓ Very short priming time and high suction lift capability.
- ✓ Briggs & Stratton engine shuts off automatically when oil level is low.
- ✓ Quick start engine.
- ✓ Quick connect couplings for easy hose installation.

2" and 3" Centrifugal, Self Priming

Self Priming Pumps, Gas Engine

U.S. Fluid Tech Corp.

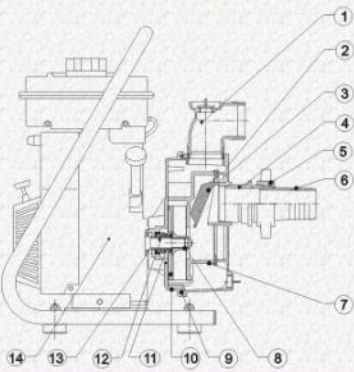
PERFORMANCE CURVES



DIMENSIONS

MODEL	DIAM Suc X Disc	DIMENSIONS (mm)				WEIGHT Lb	ENGINE-HP
		A	B	C	D		
D2000/9P	2" x 2"	510	510	445	205	57	3.5
D3000/12I	3" x 3"	580	510	445	205	68	6.5

CONSTRUCTION DATA



PUMP CONSTRUCTION DATA				
No	PART	D2000 MATERIALS	D3000 MATERIALS	MATERIAL STANDARDS
1	90° ELBOW	PLASTIC	CAST ALUMINUM	POLY/ALUMINUM
2	CASING	DIE CAST ALUM	DIE CAST ALUM	SC 102a
3	CHECK VALVE ASSEMBLY	RUBBER	RUBBER	NEOPRENE
4	MALE ADAPTER	PLASTIC	CAST ALUMINUM	POLY/ALUMINUM
5	THREADED CONNECTOR	PLASTIC	CAST ALUMINUM	POLY/ALUMINUM
6	HOSE COUPLER	PLASTIC	CAST ALUMINUM	POLY/ALUMINUM
7	VOLUTE	CAST IRON	CAST IRON	ASTMA-48 CL.30
8	IMPELLER	CAST IRON	CAST IRON	ASTMA-48 CL.30
9	O-RING	RUBBER	RUBBER	NEOPRENE
10	BACK PLATE	DIE CAST ALUM	DIE CAST ALUM	SC 102a
11	MECHANICAL SEAL	TYPE 6 - Ø 3/4	TYPE 6 - Ø 3/4	CARB-CER-BUNA-N
12	SHAFT SLEEVE	STEEL	STEEL	
13	WATER SLINGER	RUBBER	RUBBER	BUNA-N
14	ENGINE	B&S 9P	B&S 12I	BRIGGS & STRATTON

Centrifugal, Self-Priming

D2000/9P-2"x2"- 3.5 HP

D3000/12I-3"x3"- 6.5 HP