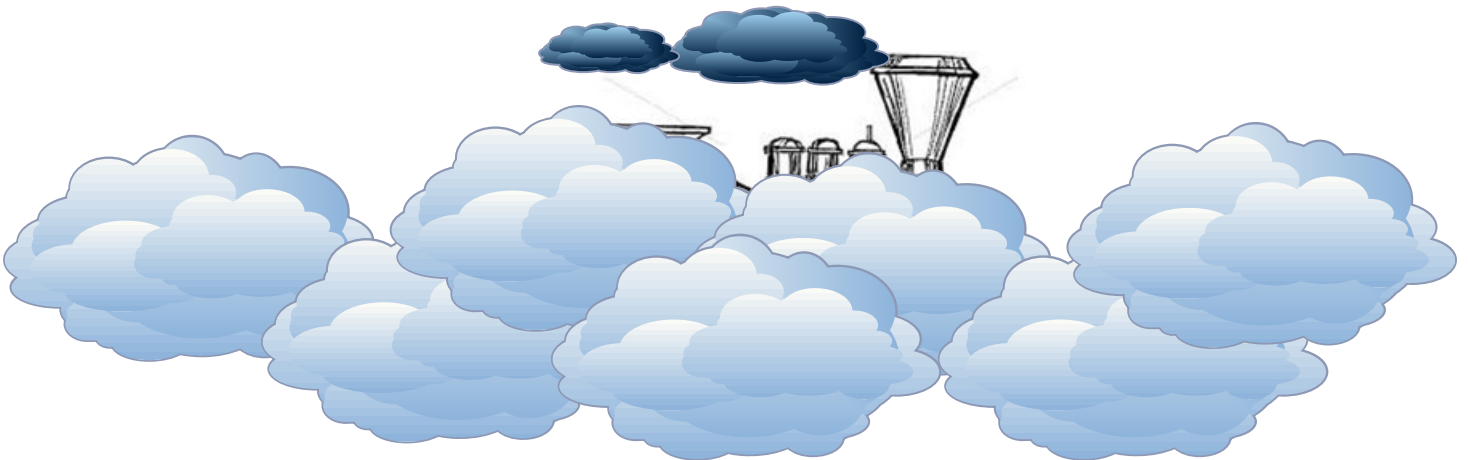




TRAIN!



STAGE 1 – LOS ANGELES

Round Count

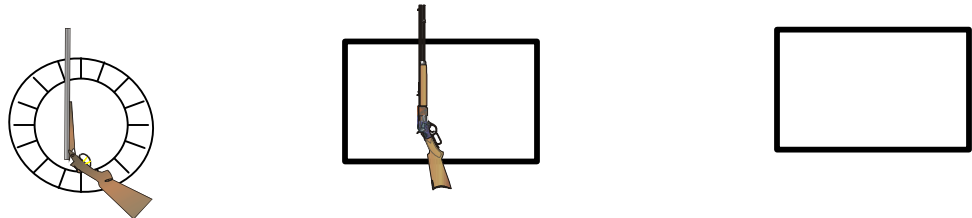
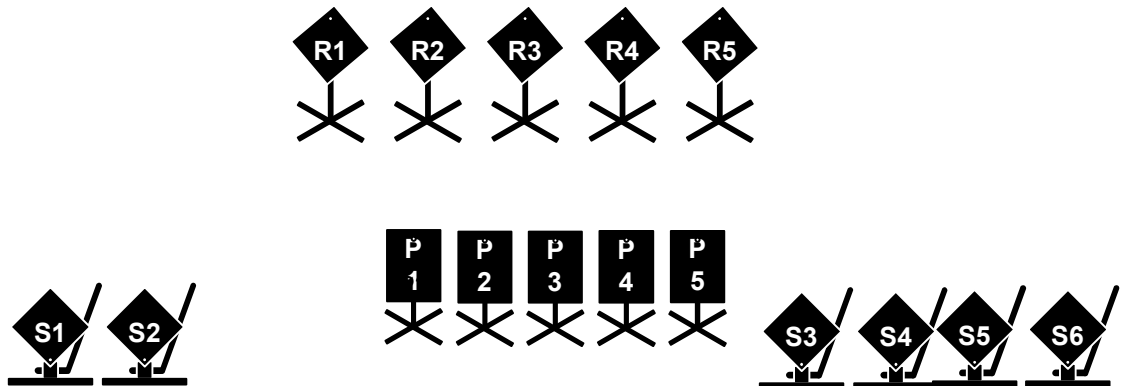
10 Pistol
10 Rifle
6+ Shotgun

Shooting Order

Shotgun
Pistol
Rifle
Pistol
Shotgun

Staging & Shooting order

Pistols loaded with 5 rounds each and holstered –
Rifle loaded with 10 rounds and staged on Center table,
Shotgun staged on left Barrel



Ted Stryker is a troubled man. A Civil War vet with PTSD, he has lost his job with the railroad, his Girlfriend, and has developed a drinking problem. He decides to “go for broke” and try to get his girl back, but in order to do that he needs to board a train. Something he’s not done since the war. He catches up with Elaine on the platform and asks her if she still loves him. Elaine says “Ted, it takes so many things to make love last. Most of all it takes respect. And I can’t live with a man I don’t respect”. To which Ted replies, ““What a pisser”. Ted confirms that Elaine is on the train with the ticket agent and says...“I’d like one ticket to Chicago”.

Props

- 1 Train Ticket
- 2 Tables
- 1 Barrel
- 5 Carpets
- 6 Shotgun Targets
- 5 Pistol Targets
- 5 Short Target Stands
- 5 Rifle Targets
- 5 Tall Target Stands

Procedure:

Start standing behind the left table holding the train ticket in both hands. When ready say **“I’d like one ticket to Chicago”**. At the beep, drop the ticket. Pickup Shotgun and shoot targets S1 and S2. Move to middle table. Set down the shotgun and draw first pistol. Engage pistol targets in a sweep from either direction. Holster. Pick up rifle and engage the rifle targets with 10 rounds on 5 targets. Replace rifle on table. Draw second pistol and sweep the pistol targets from either direction. Holster. Retrieve shotgun and move to table on Right. Shoot 4 shotgun targets from left to right.

STAGE 2 — ALL ABOARD!

Round Count

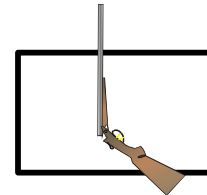

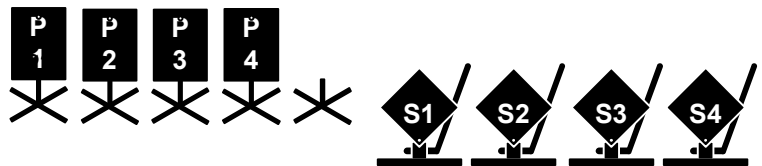
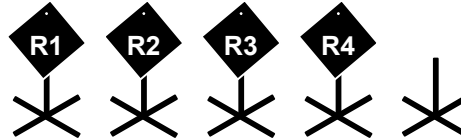
10 Pistol
10 Rifle
4+ Shotgun

Shooting Order

Rifle
Pistol
Pistol
Shotgun

Staging & Shooting order

Pistols loaded with 5 rounds each and holstered –
Rifle loaded with 10 rounds and staged on Left table,
Shotgun staged on Right Table



Ted manages enough courage to board the train and find his seat. As he settles in the lady passenger next to him notices his unease and comments on his “death grip” on the armrests. “Nervous?” she asks? “Yes” Ted replies. “First Time?” she asks.

Props

2 Tables
1 Chair
4 Carpets
4 Shotgun Targets
4 Pistol Targets
4 Short Target Stands
4 Rifle Targets
4 Tall Target Stands

Procedure:

Start seated in chair with both hands holding onto the bottom of the chair in a “death grip”. When ready say **“No I’ve been nervous lots of times”**. At the beep, Stand up and retrieve Rifle. Engage the rifle targets in a progressive sweep from either direction (R1, R2, R2, R3, R3, R3, R4, R4, R4, R4). Replace rifle on table. Draw first pistol and engage the pistol targets in a progressive sweep (P1, P2, P2, P3, P3). Holster. Draw second pistol and continue the progressive sweep (P3, P4, P4, P4, P4). Move to shotgun and and shoot 4 shotgun targets in any order.

STAGE 3 — JOEY

Round Count

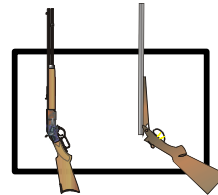
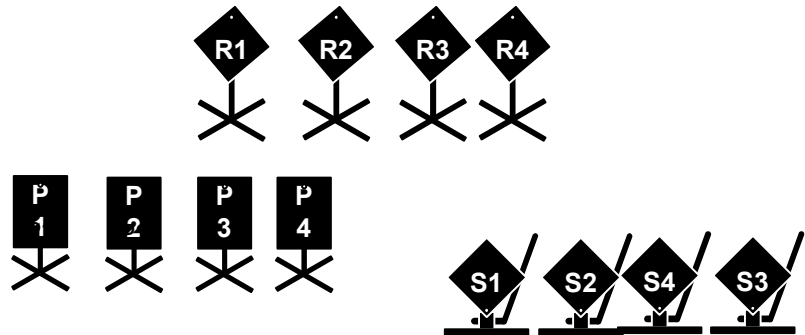
10 Pistol
10 Rifle
4+ Shotgun

Shooting Order

Pistol
Pistol
Rifle
Shotgun

Staging & Shooting order

Pistols loaded with 5 rounds each and holstered –
Rifle loaded with 10 rounds and staged on table,
Shotgun staged on table



Meanwhile, up in the engine cab, Elaine is showing a young passenger, Joey, around the cab. The Engineer, Clarence Oveur makes good friends with Joey when he asks “Have you ever been in a train?”, Joey replies that he hasn’t, then Oveur asks “Have you ever seen a grown man naked”? It is up to Elaine to save him from Engineer Oveur, and Conductor Roger Murdock (who looks surprisingly like Kareem Abdul-Jabaar).

Props

- 1 Table
- 3 Carpets
- 4 Shotgun Targets
- 4 Pistol Targets
- 4 Short Target Stands
- 4 Rifle Targets
- 4 Tall Target Stands

Procedure:

Start standing behind barrel with left hand loose at side and right arm holding RO around shoulders. When ready say **“Joey, do you ever hang out around the gymnasium?”**. ATB, release the RO. draw your first pistol and engage the pistol targets in a regressive sweep from either direction (P4. P4. P4. P4, P3) . Holster and draw second pistol. Continue the sweep on the pistol targets (P3, P3, P2, P2, P1). Holster and move to rifle. Engage the rifle targets in a regressive sweep from either direction (R4. R4. R4. R4, R3, R3, R3, R2, R2, R1). Make rifle safe back on table and retrieve shotgun and engage the shotgun targets in any order.

STAGE 4 — A SUDDEN ILLNESS

Round Count

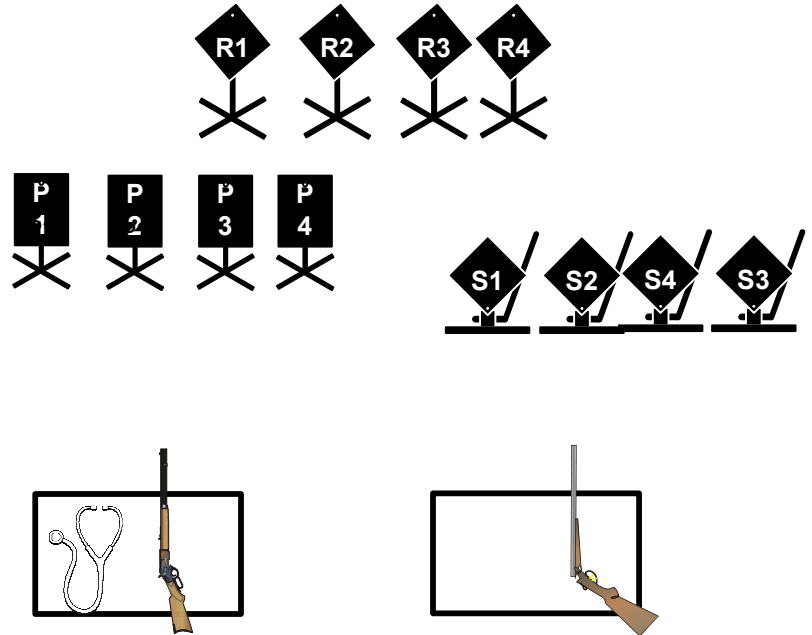
10 Pistol
10 Rifle
4+ Shotgun

Shooting Order

Rifle
Shotgun
Pistol
Pistol

Staging & Shooting order

Pistols loaded with 5 rounds each and holstered –
Rifle loaded with 10 rounds and staged on table,
Shotgun staged on table



It is shortly after supper is served that the passengers started getting violently ill. A doctor is found to diagnose the mystery illness. After examining the sick, the Doctor pronounces that they ***“must be gotten to a hospital!”*** Elaine asks ***“What is it?”***

Procedure:

Start standing behind left table with left hand loose at side, right hand holding Stethoscope. When ready say ***“It’s a building with sick people, but that’s not important”***. ATB, drop the Stethoscope. Pick up rifle and engage the rifle targets in a Nevada Sweep from either direction. Place rifle open and empty on table and move to shotgun. Entire body must be past the left edge of right table. Engage the shotgun targets until down. Move back to the left table and engage the pistol targets in a continuous Nevada sweep from either direction using both pistols. Entire body must be past the right edge of the left table

Props

- 1 - Stethoscope
- 2 - Tables
- 4 Carpets
- 4 Shotgun Targets
- 4 Pistol Targets
- 4 Short Target Stands
- 4 Rifle Targets
- 4 Tall Target Stands

STAGE 5 — MEANWHILE IN CHICAGO

Round Count

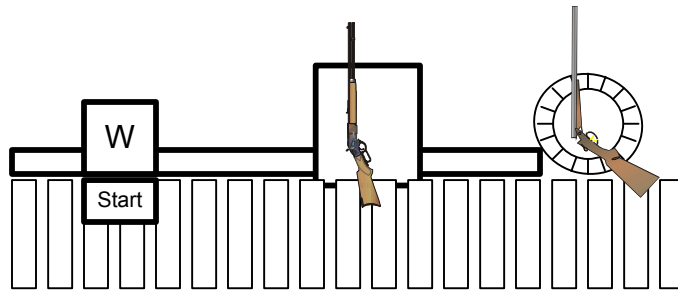
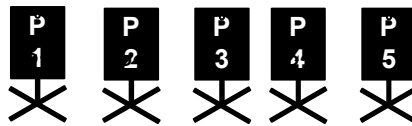
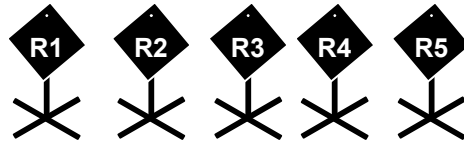
10 Pistol
10 Rifle
4+ Shotgun

Shooting Order

Pistol
Pistol
Rifle
Shotgun

Staging & Shooting order

Pistols loaded with 5 rounds each and holstered –
Rifle loaded with 10 rounds and staged in center doorway,
Shotgun staged in right doorway



Engineer Oveur, Conductor Murdock, and Fireman Victor all become ill after eating the fish and the engine is stuck running at full speed with no one to stop it. As the train thunders through Denver, Elaine manages to throw a note onto the platform informing them of the problem with the train. The station master telegraphs to Trans World Trainlines' main office in Chicago to ask their head of operations, Steve McCroskey, for instructions. McCroskey springs into action and immediately starts relaying orders to the switchmen.

Props

- Cigarette
- Match
- 1 Table
- 4 Carpets
- 4 Shotgun Targets
- 5 Pistol Targets
- 5 Short Target Stands
- 5 Rifle Targets
- 5 Tall Target Stands

Procedure:

Start standing at the left window, cigarette in left hand and match in right. When ready say **“Looks like I picked the wrong week to quit smoking”**. ATB, engage the pistol targets in a Dang-it Dan Sweep P1-P2-P2-P2-P3-P3-P4-P4-P4-P5 (think two 1-3-1 sweeps with the second one starting on the middle target). Holster and move to rifle. Engage the rifle targets in a Dang-it Dan Sweep R1-R2-R2-R2-R3-R3-R4-R4-R4-R5 either direction. Make rifle safe back on table. Move to shotgun. Retrieve shotgun and engage the shotgun targets in any order.

STAGE 6 — WHO CAN DRIVE THE TRAIN?

Round Count

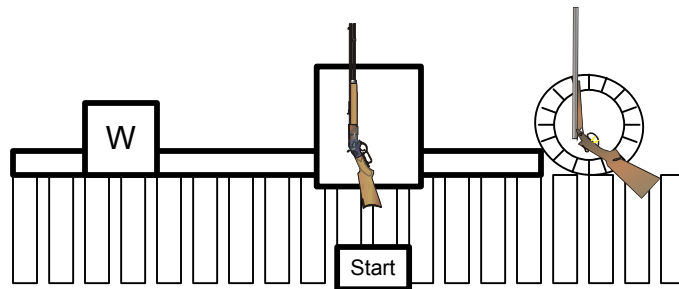
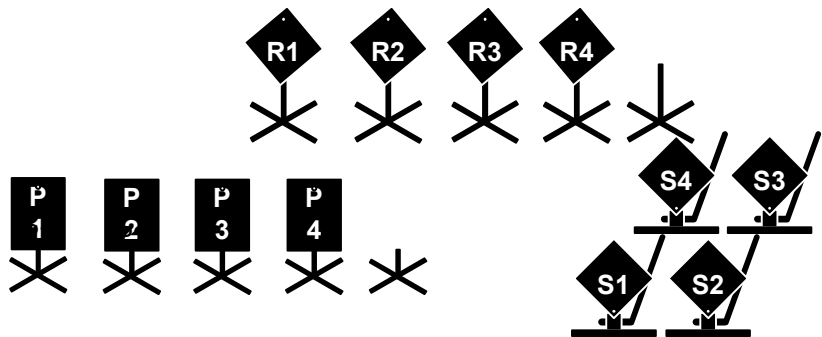
10 Pistol
10 Rifle
4+ Shotgun

Shooting Order

Shotgun
Rifle
Pistol
Pistol

Staging & Shooting order

Pistols loaded with 5 rounds each and holstered –
Rifle loaded with 10 rounds and staged in center doorway,
Shotgun staged in right doorway



The Steward canvases the passengers asking if any of them have knowledge of trains and who didn't have the fish. Only one person can answer "yes"... Ted Stryker. The Steward tells him that there is some trouble up in the locomotive's cab. Ted asks "**What is it?**" to which she responds, "**it is the little room at the front of the train where the engineer sits, but that's not important**". Ted makes his way to the cab but finds only the Doctor and a run-away train. The doctor asks Ted if he can take control of the train.

Props

- 1 - Engineer's cap
- 1 Table
- 2 Carpets
- 4 Shotgun Targets
- 4 Pistol Targets
- 4 Short Target Stands
- 4 Rifle Targets
- 4 Tall Target Stands

Procedure:

Start standing behind the shotgun with your back to the targets, with both hands loose at sides. Indicate ready by saying "**surly you can't be serious**". ATB, Retrieve shotgun and engage the shotgun targets in any order. Make shotgun safe on barrel and move to the doorway. Retrieve rifle and engage the rifle targets in a regressive sweep (R1-R1-R1-R1-R2-R2-R2-R3-R3-R4) from either direction. Make rifle safe back on table. Move to window. Draw your first pistol and engage the pistol targets in a progressive sweep from either direction (P1-P2-P2-P3-P3-P3-P4-P4-P4-P4).

PROPS REQUIRED

Props

1 - Engineer's cap

"Fake" Cigarette

Matches

"Train Ticket"

Chair

Stethoscope